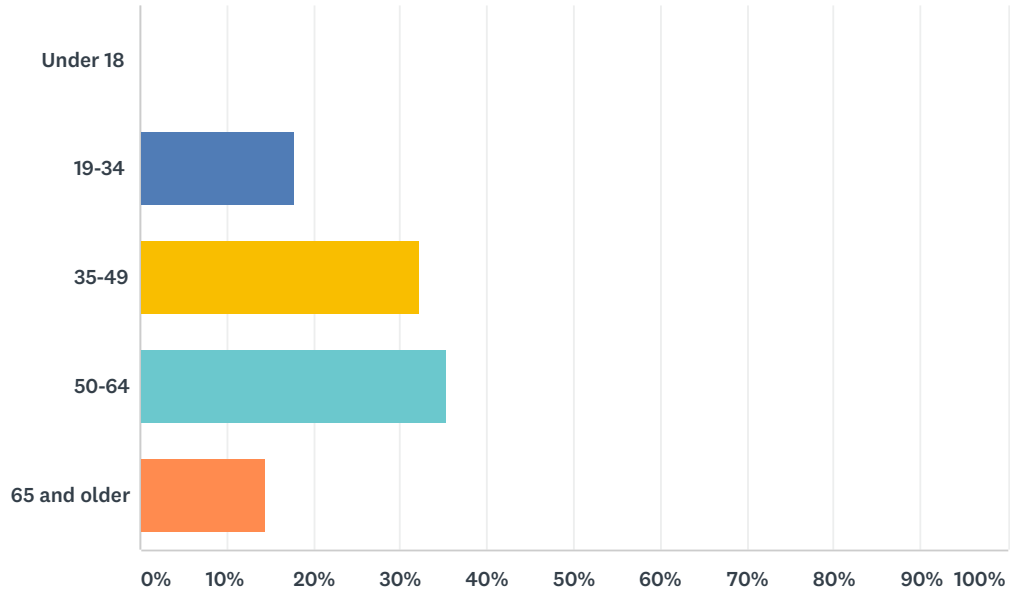


Q1 Which of the following categories describes your age?

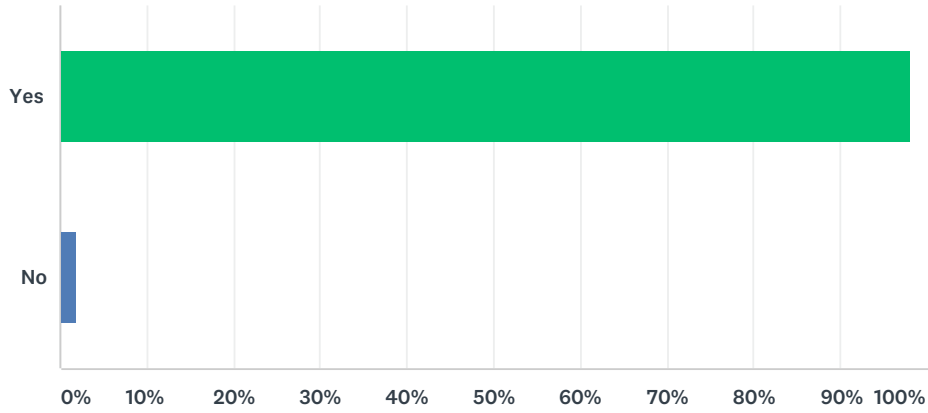
Answered: 353 Skipped: 2



ANSWER CHOICES	RESPONSES	
Under 18	0.00%	0
19-34	17.85%	63
35-49	32.29%	114
50-64	35.41%	125
65 and older	14.45%	51
TOTAL		353

Q2 Is Glynn County your primary residence?

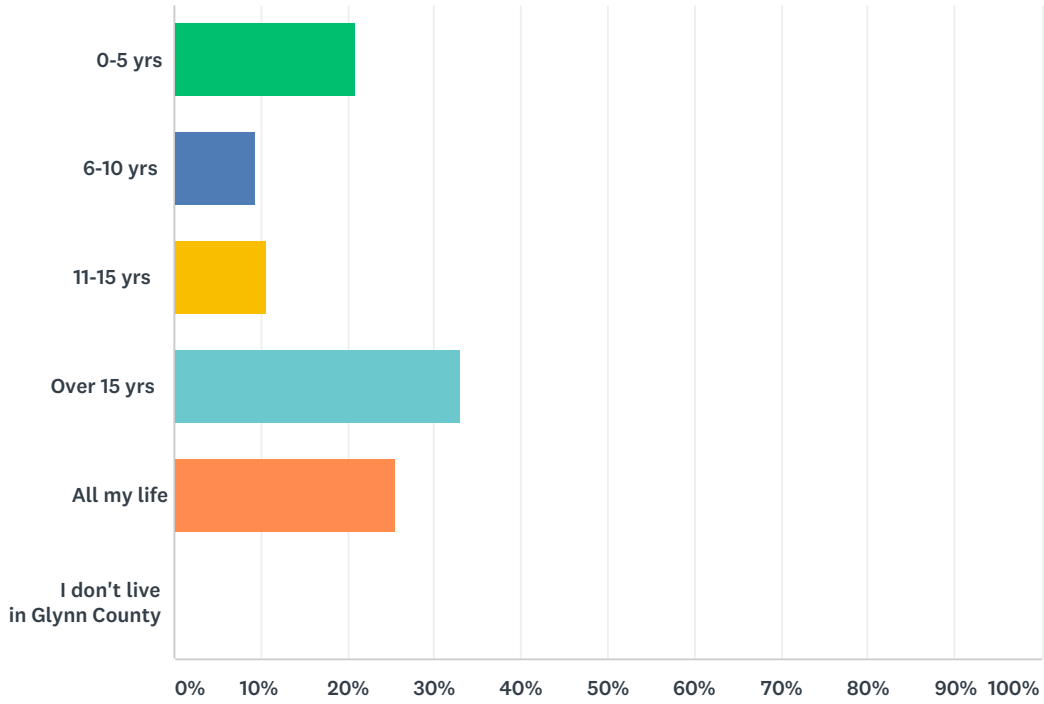
Answered: 354 Skipped: 1



ANSWER CHOICES	RESPONSES	
Yes	98.02%	347
No	1.98%	7
TOTAL		354

Q3 How long have you lived in Glynn County?

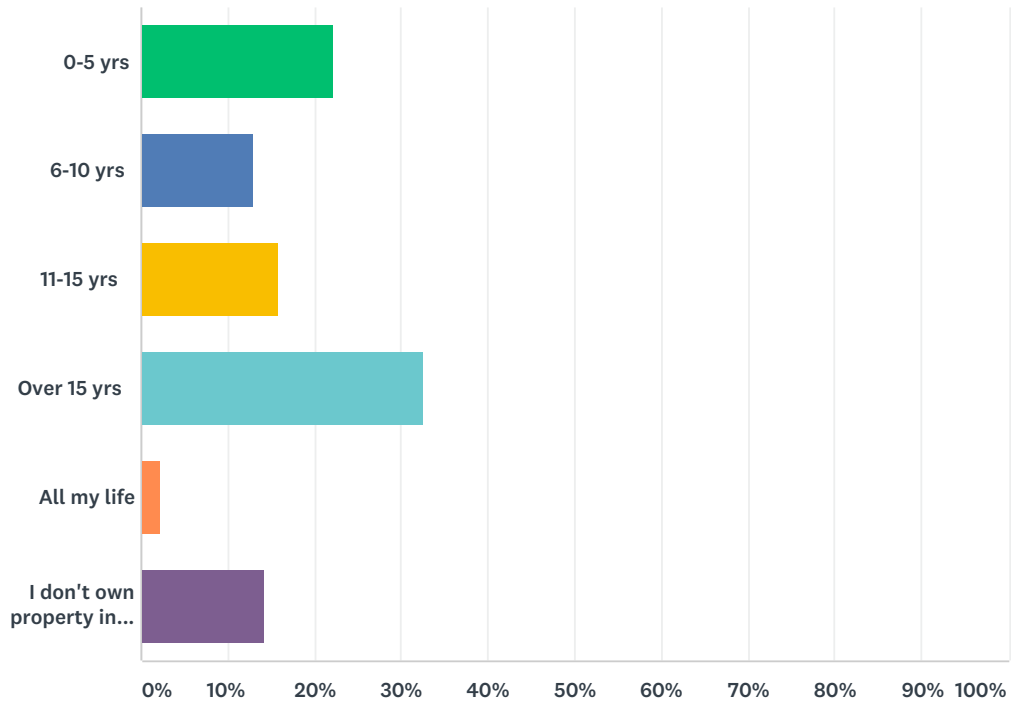
Answered: 353 Skipped: 2



ANSWER CHOICES	RESPONSES	
0-5 yrs	20.96%	74
6-10 yrs	9.35%	33
11-15 yrs	10.76%	38
Over 15 yrs	33.14%	117
All my life	25.50%	90
I don't live in Glynn County	0.28%	1
TOTAL		353

Q4 How long have you owned property in Glynn County?

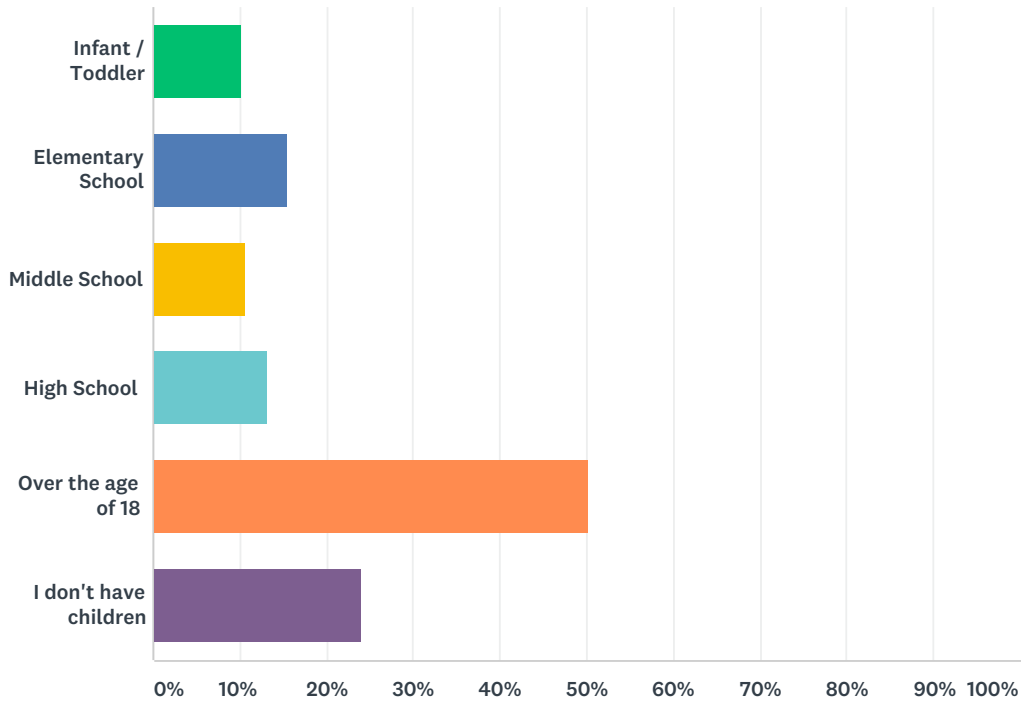
Answered: 353 Skipped: 2



ANSWER CHOICES	RESPONSES	
0-5 yrs	22.10%	78
6-10 yrs	13.03%	46
11-15 yrs	15.86%	56
Over 15 yrs	32.58%	115
All my life	2.27%	8
I don't own property in Glynn County	14.16%	50
TOTAL		353

Q5 Which of the following best describes the age(s) of your children? (select all that apply)

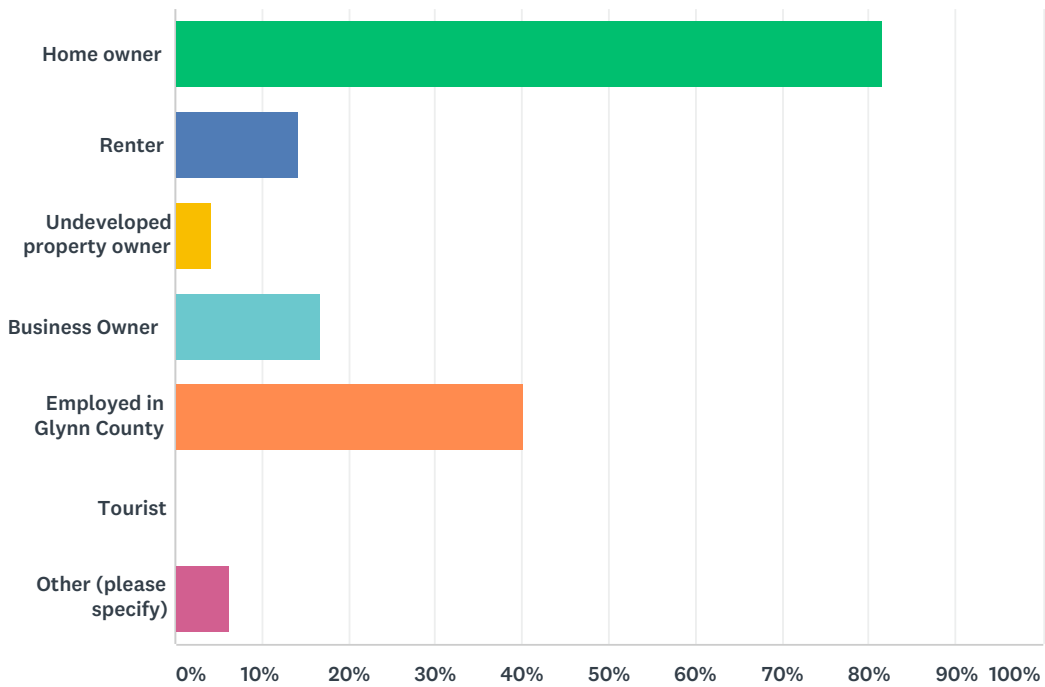
Answered: 354 Skipped: 1



ANSWER CHOICES	RESPONSES	
Infant / Toddler	10.17%	36
Elementary School	15.54%	55
Middle School	10.73%	38
High School	13.28%	47
Over the age of 18	50.28%	178
I don't have children	24.01%	85
Total Respondents: 354		

Q6 Which of the following describes your current status? (choose all that apply)

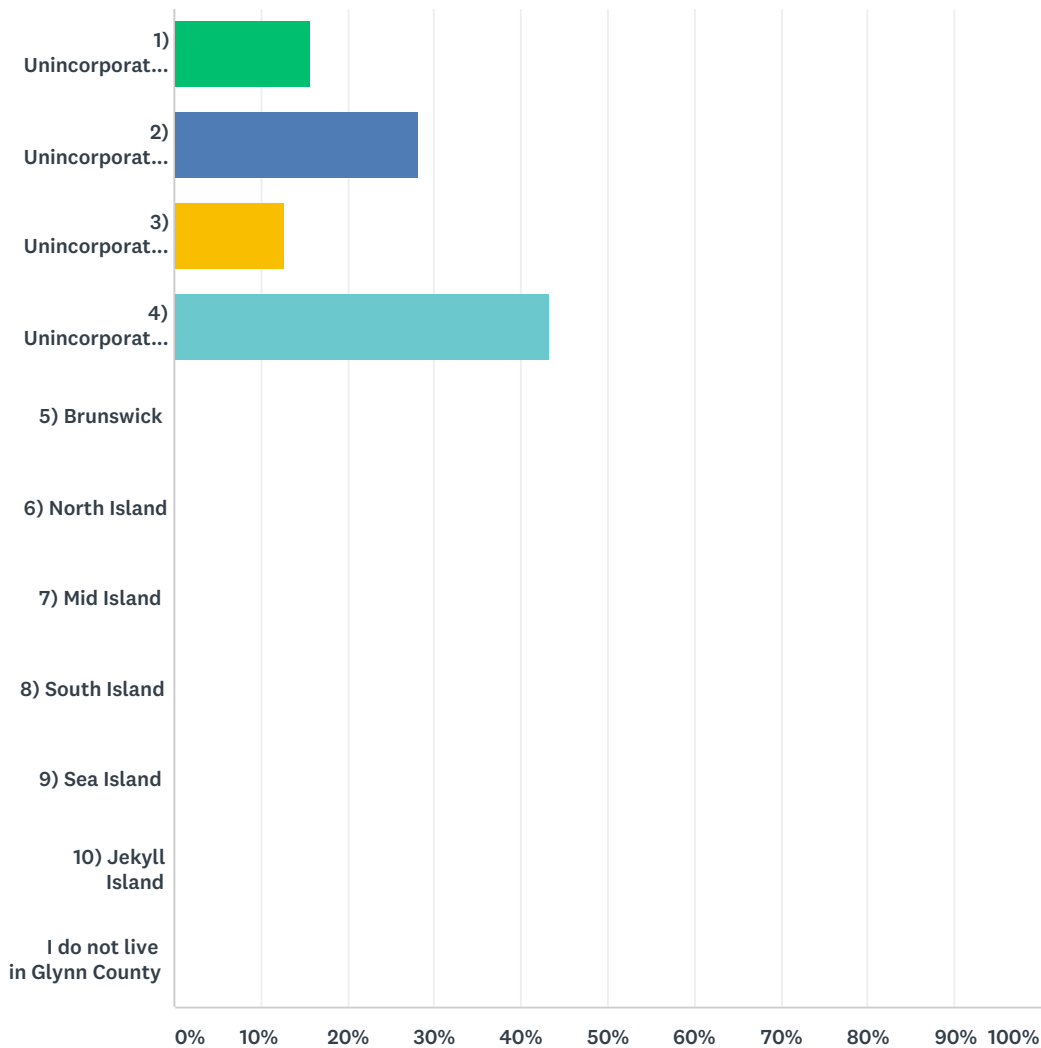
Answered: 353 Skipped: 2



ANSWER CHOICES	RESPONSES	
Home owner	81.59%	288
Renter	14.16%	50
Undeveloped property owner	4.25%	15
Business Owner	16.71%	59
Employed in Glynn County	40.23%	142
Tourist	0.00%	0
Other (please specify)	6.23%	22
Total Respondents: 353		

Q7 Using the map shown above, select the geographic area of the County where you live.

Answered: 355 Skipped: 0



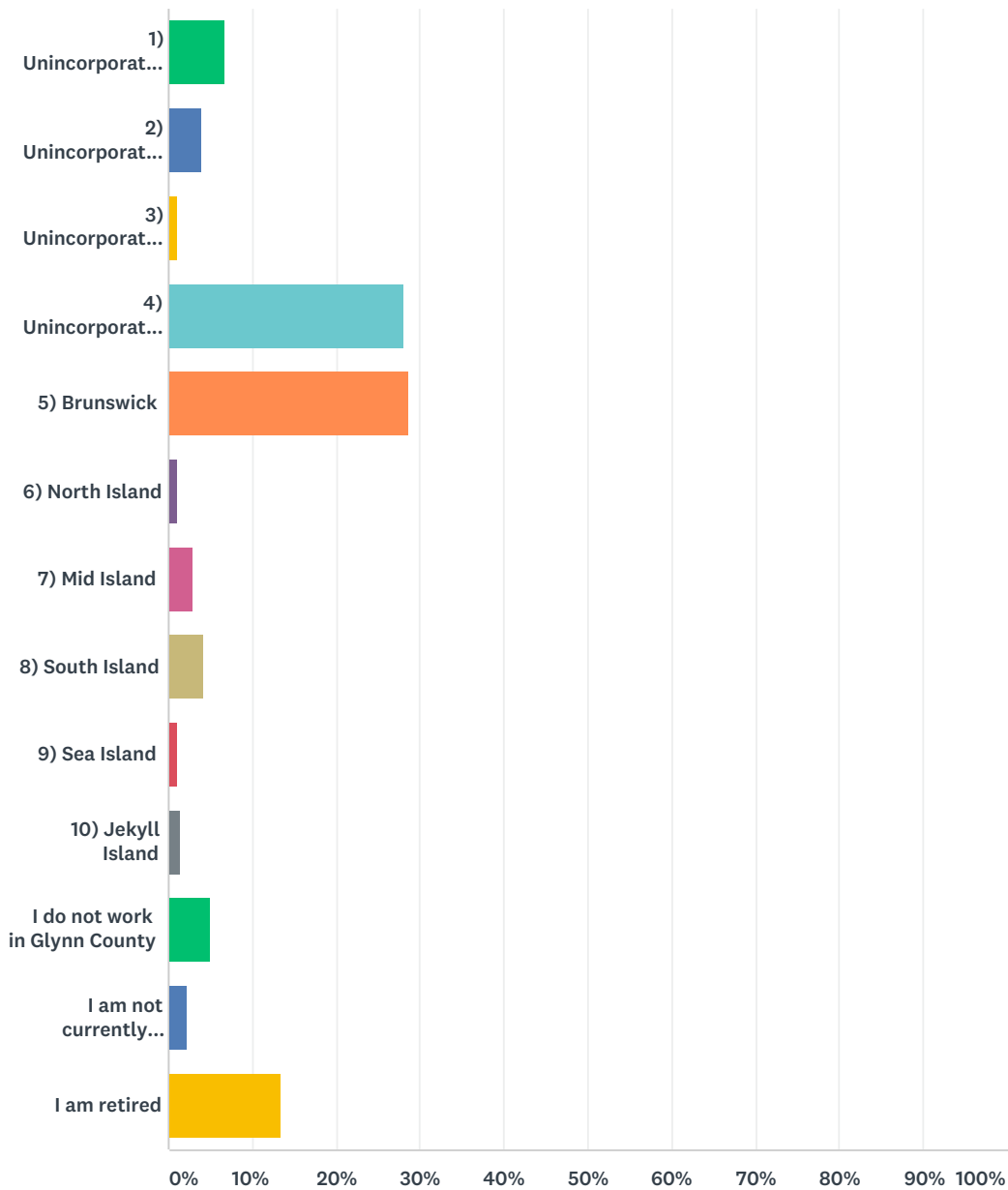
ANSWER CHOICES	RESPONSES	
1) Unincorporated West Glynn, North of 341	15.77%	56
2) Unincorporated West Glynn, Turtle River Area	28.17%	100
3) Unincorporated West Glynn, South of 82	12.68%	45
4) Unincorporated Glynn, East of I-95	43.38%	154
5) Brunswick	0.00%	0
6) North Island	0.00%	0
7) Mid Island	0.00%	0
8) South Island	0.00%	0
9) Sea Island	0.00%	0

Glynn County Comprehensive Plan

10) Jekyll Island	0.00%	0
I do not live in Glynn County	0.00%	0
TOTAL		355

Q8 Using the map shown above, select the geographic area of the County where you work.

Answered: 353 Skipped: 2



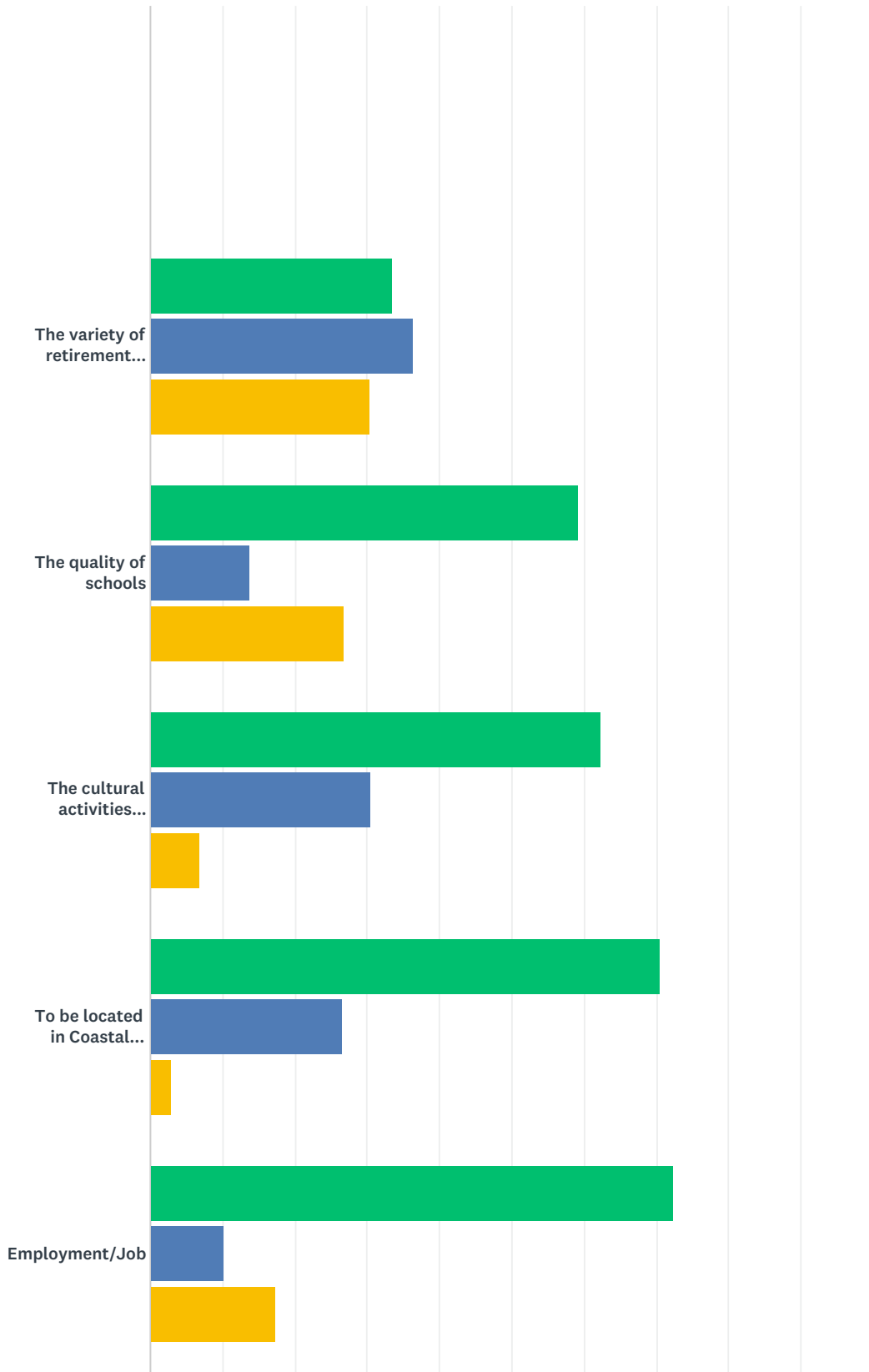
ANSWER CHOICES	RESPONSES	
1) Unincorporated West Glynn, North of 341	6.80%	24
2) Unincorporated West Glynn, Turtle River Area	3.97%	14
3) Unincorporated West Glynn, South of 82	1.13%	4
4) Unincorporated Glynn, East of I-95	28.05%	99
5) Brunswick	28.61%	101

Glynn County Comprehensive Plan

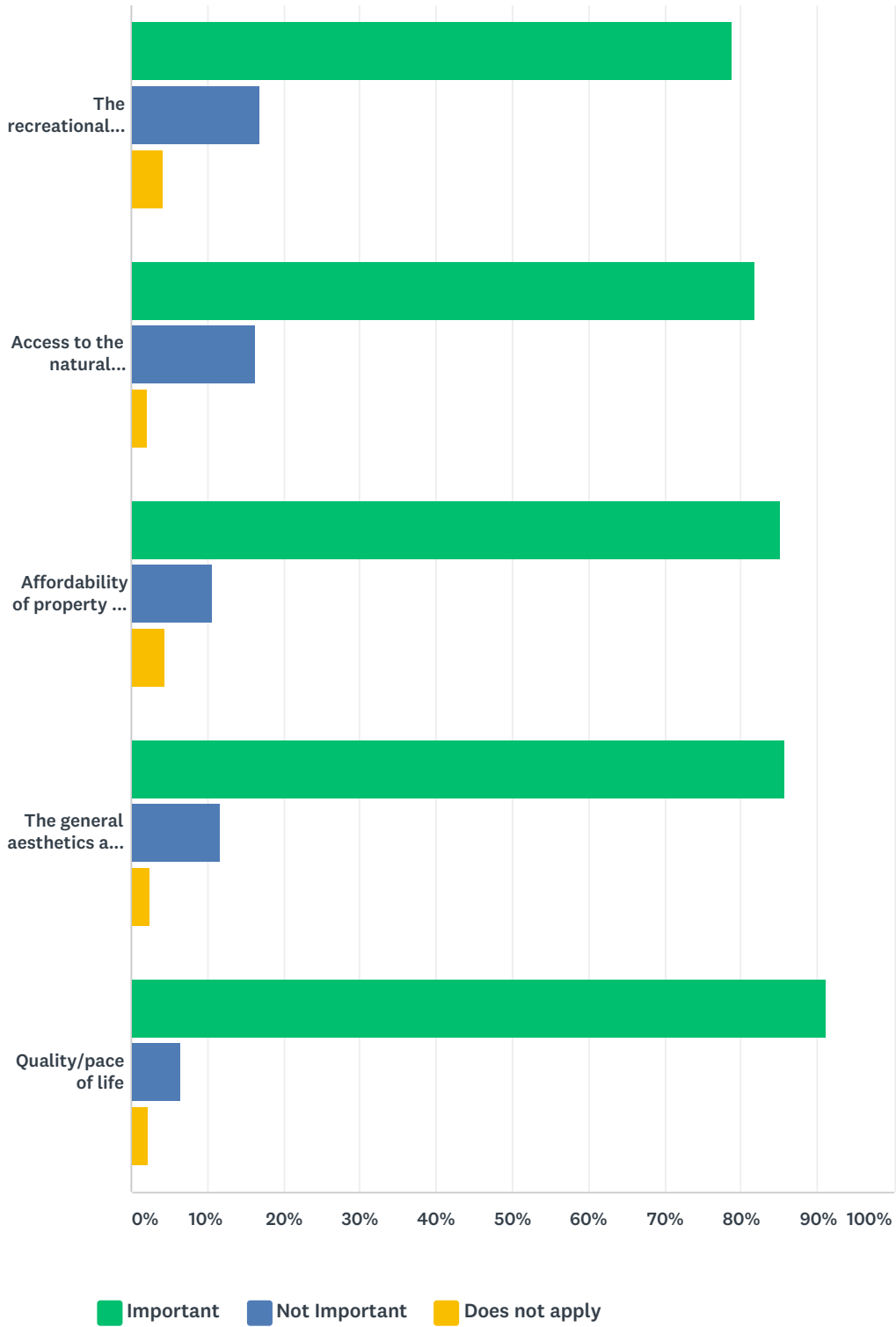
6) North Island	1.13%	4
7) Mid Island	2.83%	10
8) South Island	4.25%	15
9) Sea Island	1.13%	4
10) Jekyll Island	1.42%	5
I do not work in Glynn County	5.10%	18
I am not currently employed	2.27%	8
I am retired	13.31%	47
TOTAL		353

Q9 Please rate the following characteristics based on importance for why you choose to live, work, or own property in Glynn County.

Answered: 354 Skipped: 1



Glynn County Comprehensive Plan



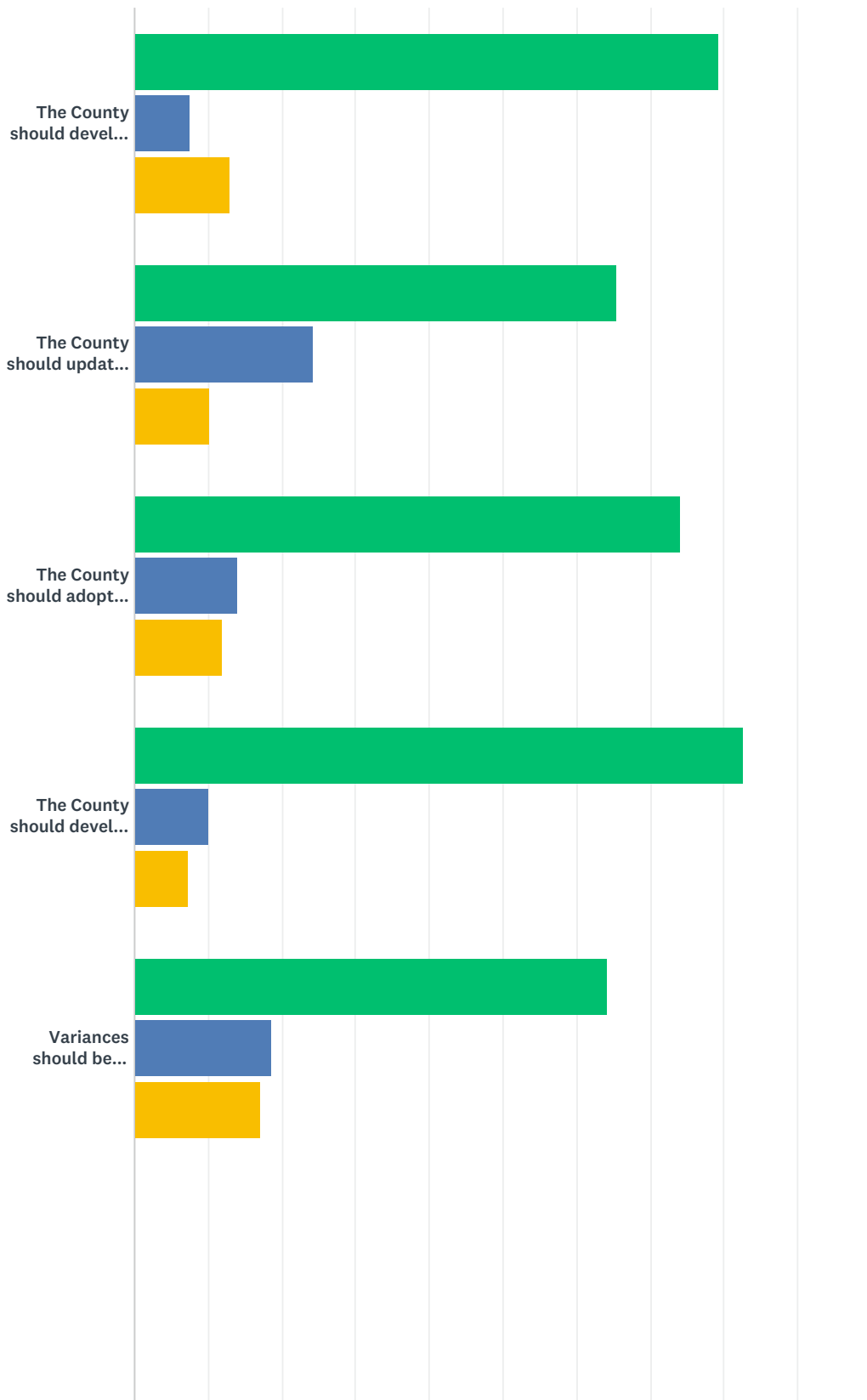
	IMPORTANT	NOT IMPORTANT	DOES NOT APPLY	TOTAL
The variety of retirement services	33.43% 116	36.31% 126	30.26% 105	347
The quality of schools	59.25% 205	13.87% 48	26.88% 93	346

Glynn County Comprehensive Plan

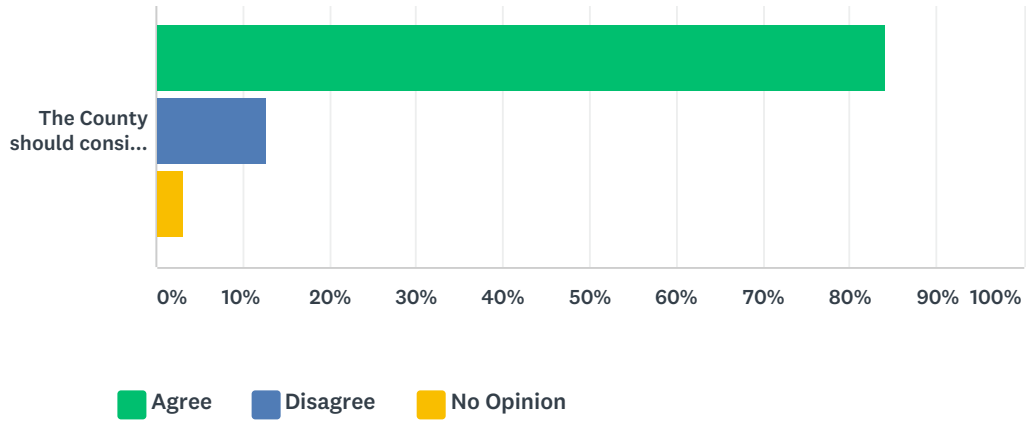
The cultural activities available here	62.43% 216	30.64% 106	6.94% 24	346
To be located in Coastal Georgia	70.49% 246	26.65% 93	2.87% 10	349
Employment/Job	72.36% 254	10.26% 36	17.38% 61	351
The recreational activities available here	78.86% 276	16.86% 59	4.29% 15	350
Access to the natural environment and activities related to the natural environment	81.71% 286	16.29% 57	2.00% 7	350
Affordability of property and homes	85.10% 297	10.60% 37	4.30% 15	349
The general aesthetics and attractiveness of the area	85.67% 299	11.75% 41	2.58% 9	349
Quality/pace of life	91.17% 320	6.55% 23	2.28% 8	351

Q10 Please state whether you agree, disagree, or have no opinion with the following statements:

Answered: 354 Skipped: 1



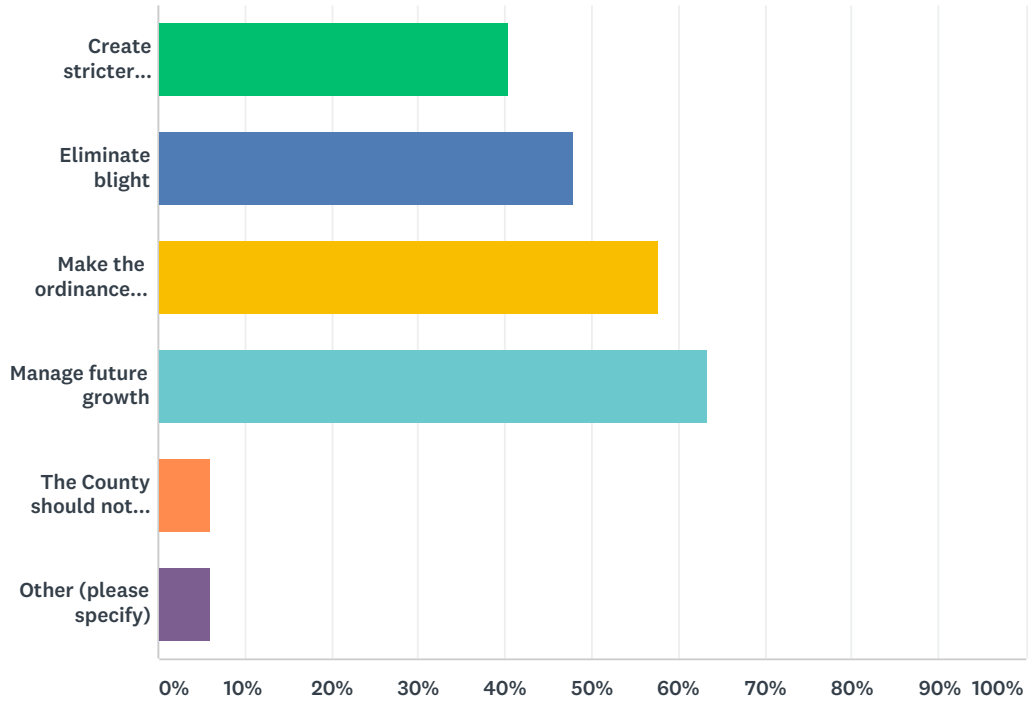
Glynn County Comprehensive Plan



	AGREE	DISAGREE	NO OPINION	TOTAL
The County should develop programs/regulations/incentives that preserve historic buildings	79.38% 281	7.63% 27	12.99% 46	354
The County should update existing design guidelines to require sidewalks, street lights, and parks in new development even if it increases the cost of buying and owning a home in that development	65.44% 231	24.36% 86	10.20% 36	353
The County should adopt regulations that require green space preservation in new development	74.15% 261	13.92% 49	11.93% 42	352
The County should develop a program to acquire and protect land for parks, scenic corridors, and other low impact recreational activities	82.67% 291	9.94% 35	7.39% 26	352
Variances should be granted only when they meet the land code's definition of a true hardship	64.18% 224	18.62% 65	17.19% 60	349
The County should consider the impacts of sea level rise when regulating future development	84.09% 296	12.78% 45	3.13% 11	352

Q11 Should the County update its zoning ordinance to do the following?

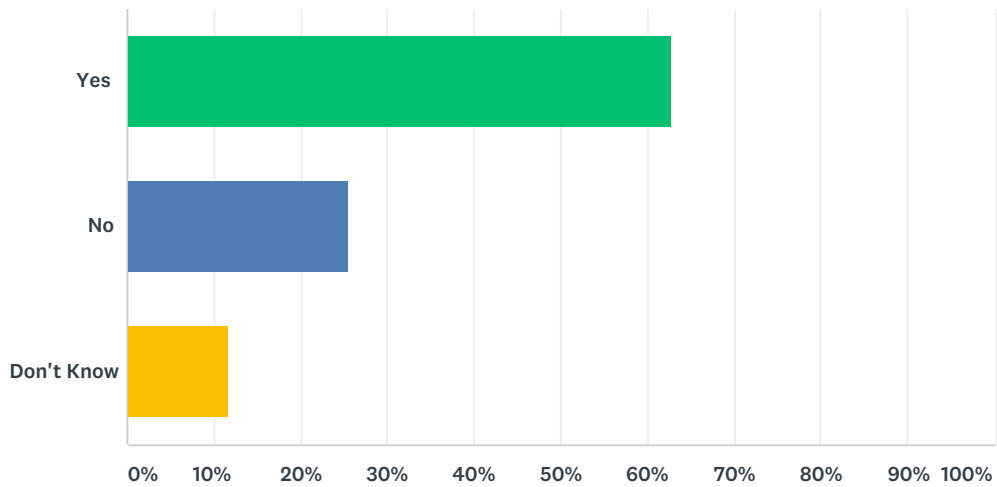
Answered: 345 Skipped: 10



ANSWER CHOICES	RESPONSES	
Create stricter guidelines for development	40.29%	139
Eliminate blight	47.83%	165
Make the ordinance easier to understand	57.68%	199
Manage future growth	63.48%	219
The County should not update the zoning ordinance	6.09%	21
Other (please specify)	6.09%	21
Total Respondents: 345		

Q12 Are you aware of how your property and surrounding property is zoned and what is allowed or not allowed to be built in your area?

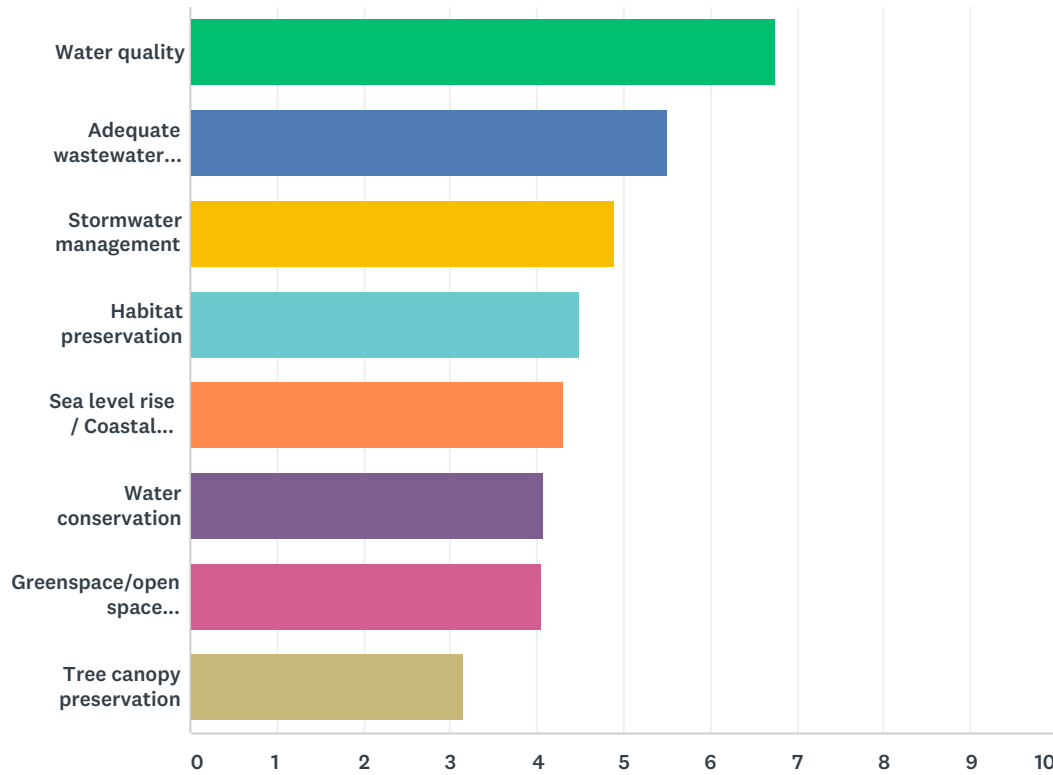
Answered: 352 Skipped: 3



ANSWER CHOICES	RESPONSES	
Yes	62.78%	221
No	25.57%	90
Don't Know	11.65%	41
TOTAL		352

Q13 Please rank the following environmental topics based on how important you feel they are with 1 being the most important.

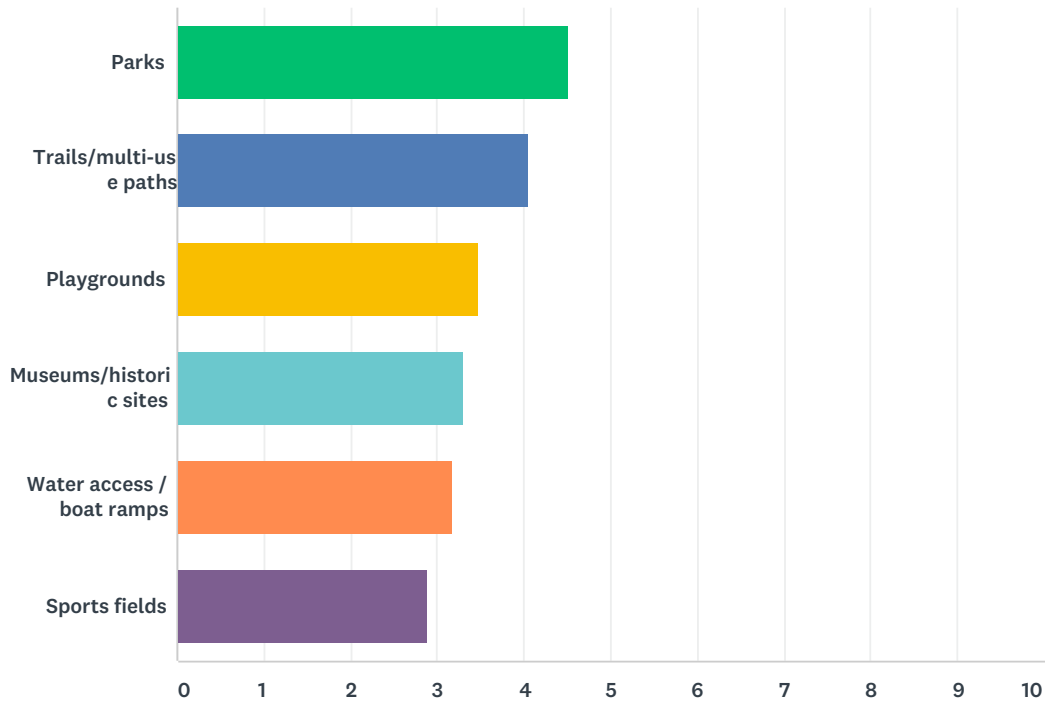
Answered: 349 Skipped: 6



	1	2	3	4	5	6	7	8	TOTAL	SCORE
Water quality	48.61% 140	19.79% 57	13.89% 40	5.56% 16	5.21% 15	3.82% 11	1.74% 5	1.39% 4	288	6.76
Adequate wastewater treatment capacity	18.15% 55	20.13% 61	18.48% 56	15.51% 47	8.91% 27	7.59% 23	5.94% 18	5.28% 16	303	5.50
Stormwater management	6.25% 18	17.71% 51	22.57% 65	15.28% 44	11.11% 32	11.46% 33	9.38% 27	6.25% 18	288	4.90
Habitat preservation	8.53% 25	12.63% 37	12.29% 36	12.29% 36	17.41% 51	18.43% 54	13.65% 40	4.78% 14	293	4.49
Sea level rise / Coastal flooding	10.34% 33	9.72% 31	14.11% 45	14.42% 46	12.85% 41	10.66% 34	12.23% 39	15.67% 50	319	4.31
Water conservation	6.87% 23	10.15% 34	9.55% 32	13.43% 45	19.10% 64	13.13% 44	13.13% 44	14.63% 49	335	4.07
Greenspace/openspace preservation	10.60% 30	8.48% 24	8.48% 24	10.95% 31	13.07% 37	19.79% 56	16.25% 46	12.37% 35	283	4.06
Tree canopy preservation	4.15% 13	5.75% 18	6.39% 20	11.18% 35	11.18% 35	10.22% 32	20.77% 65	30.35% 95	313	3.15

Q14 On which of the following recreational facilities should the County focus additional financial resources? Please rank in order of importance with 1 being the most important.

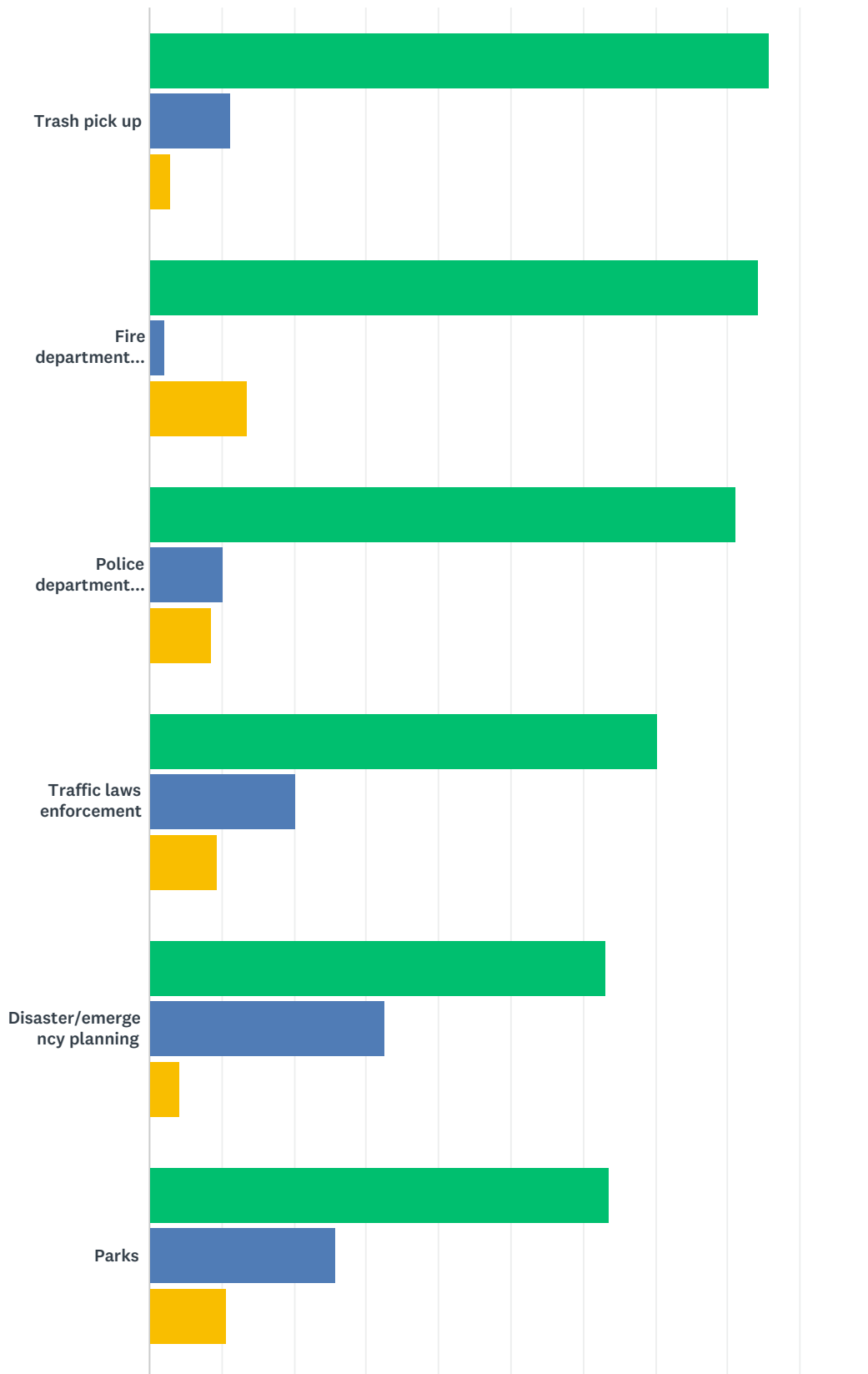
Answered: 344 Skipped: 11



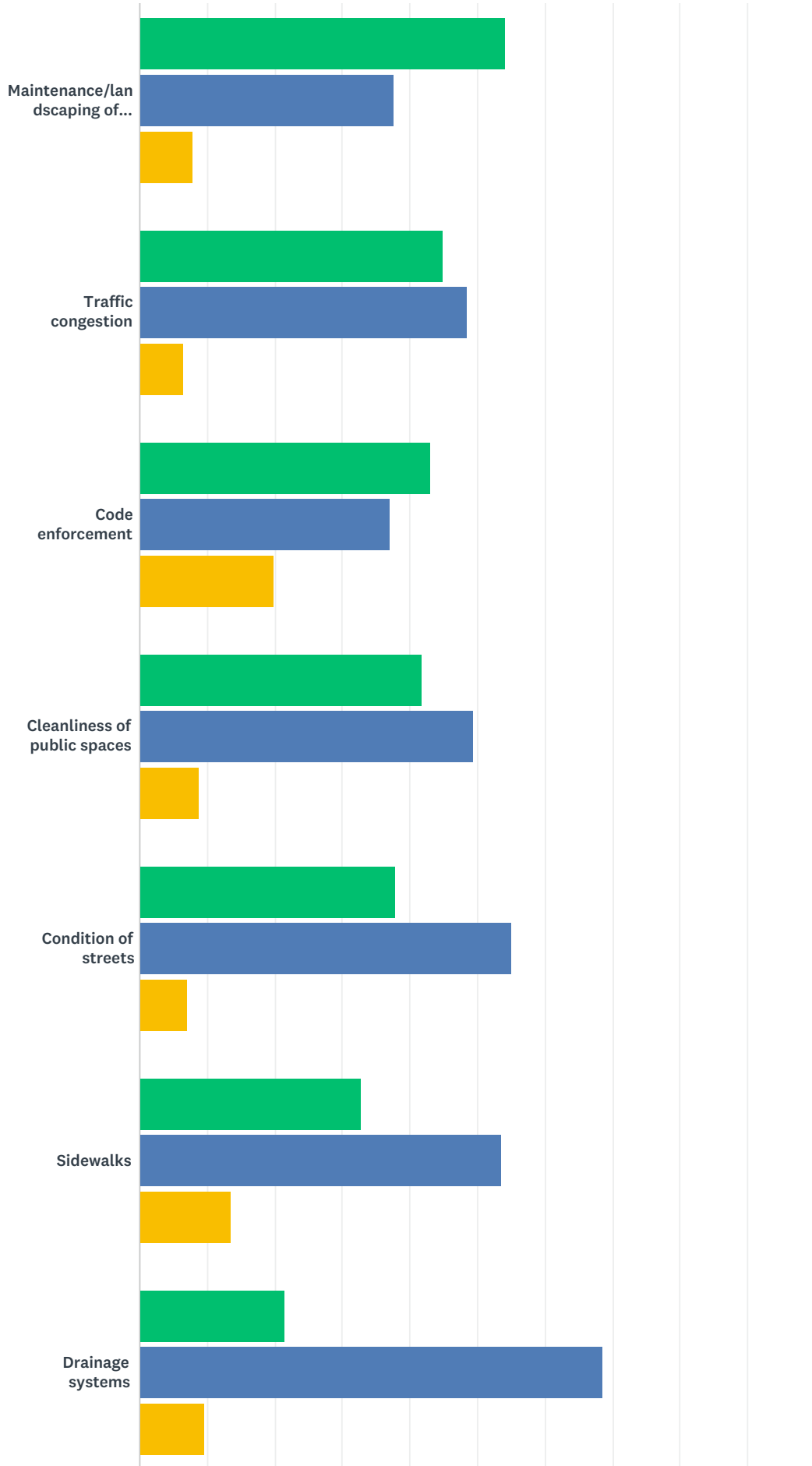
	1	2	3	4	5	6	TOTAL	SCORE
Parks	25.64% 80	33.01% 103	21.79% 68	9.94% 31	5.13% 16	4.49% 14	312	4.51
Trails/multi-use paths	27.24% 85	16.67% 52	18.91% 59	17.31% 54	11.22% 35	8.65% 27	312	4.05
Playgrounds	11.01% 35	16.98% 54	19.18% 61	23.90% 76	18.24% 58	10.69% 34	318	3.47
Museums/historic sites	15.02% 47	14.38% 45	16.93% 53	15.34% 48	16.61% 52	21.73% 68	313	3.31
Water access / boat ramps	15.96% 53	14.46% 48	12.65% 42	11.75% 39	18.37% 61	26.81% 89	332	3.17
Sports fields	9.62% 30	8.65% 27	13.14% 41	19.23% 60	27.56% 86	21.79% 68	312	2.88

Q15 Please rate your level of satisfaction with each of the following public services or facilities:

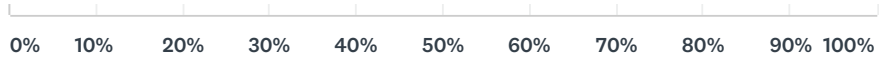
Answered: 353 Skipped: 2



Glynn County Comprehensive Plan



Glynn County Comprehensive Plan

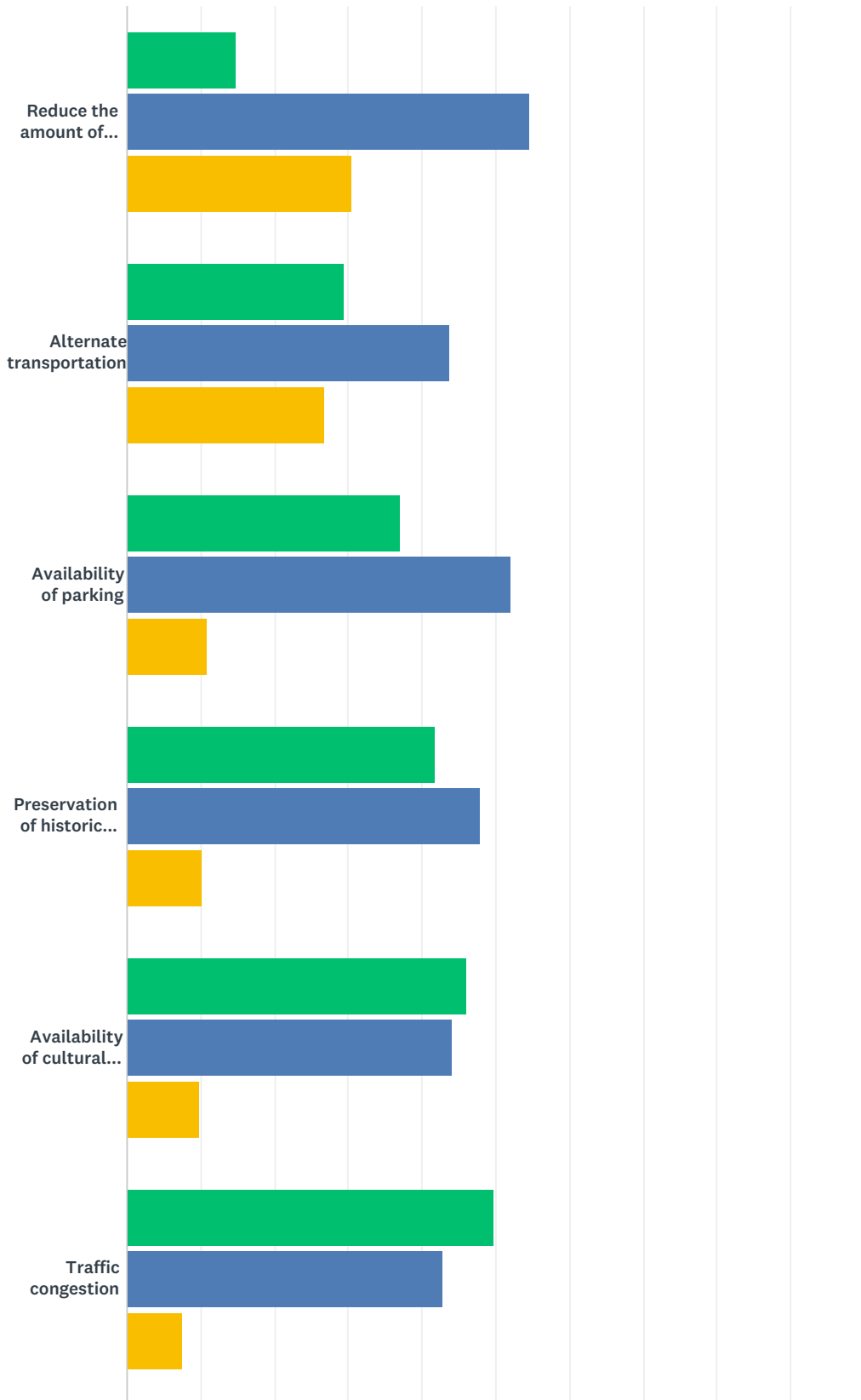


■ Satisfied
 ■ Dissatisfied
 ■ No Opinion

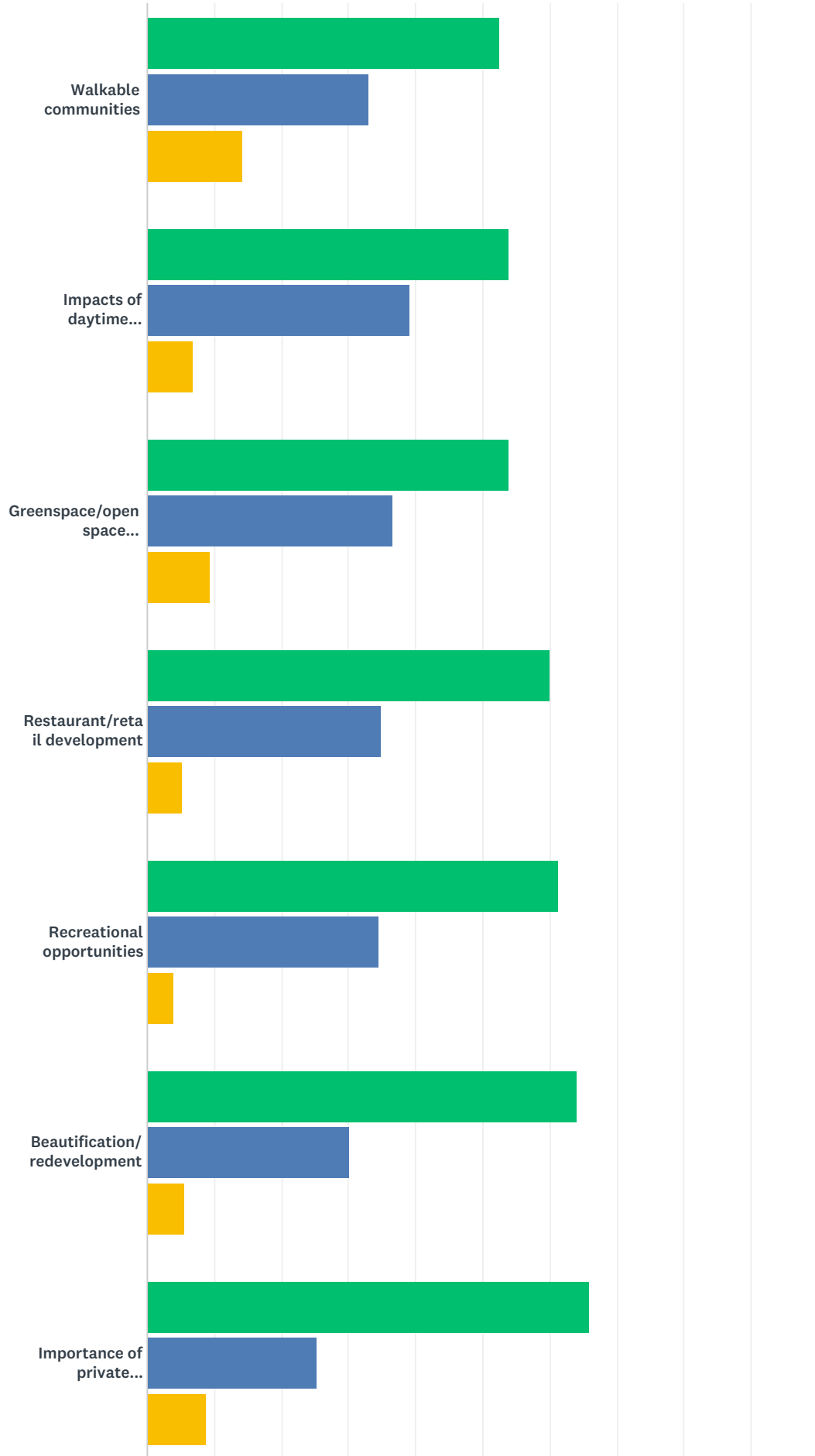
	SATISFIED	DISSATISFIED	NO OPINION	TOTAL
Trash pick up	85.80% 302	11.36% 40	2.84% 10	352
Fire department services	84.38% 297	1.99% 7	13.64% 48	352
Police department services	81.25% 286	10.23% 36	8.52% 30	352
Traffic laws enforcement	70.25% 248	20.40% 72	9.35% 33	353
Disaster/emergency planning	63.17% 223	32.58% 115	4.25% 15	353
Parks	63.69% 221	25.65% 89	10.66% 37	347
Maintenance/landscaping of public areas	54.29% 190	37.71% 132	8.00% 28	350
Traffic congestion	45.01% 158	48.43% 170	6.55% 23	351
Code enforcement	43.18% 152	36.93% 130	19.89% 70	352
Cleanliness of public spaces	41.76% 147	49.43% 174	8.81% 31	352
Condition of streets	37.96% 134	54.96% 194	7.08% 25	353
Sidewalks	32.76% 115	53.56% 188	13.68% 48	351
Drainage systems	21.65% 76	68.66% 241	9.69% 34	351

Q16 How much of a priority do you feel the following issues are for Glynn County?

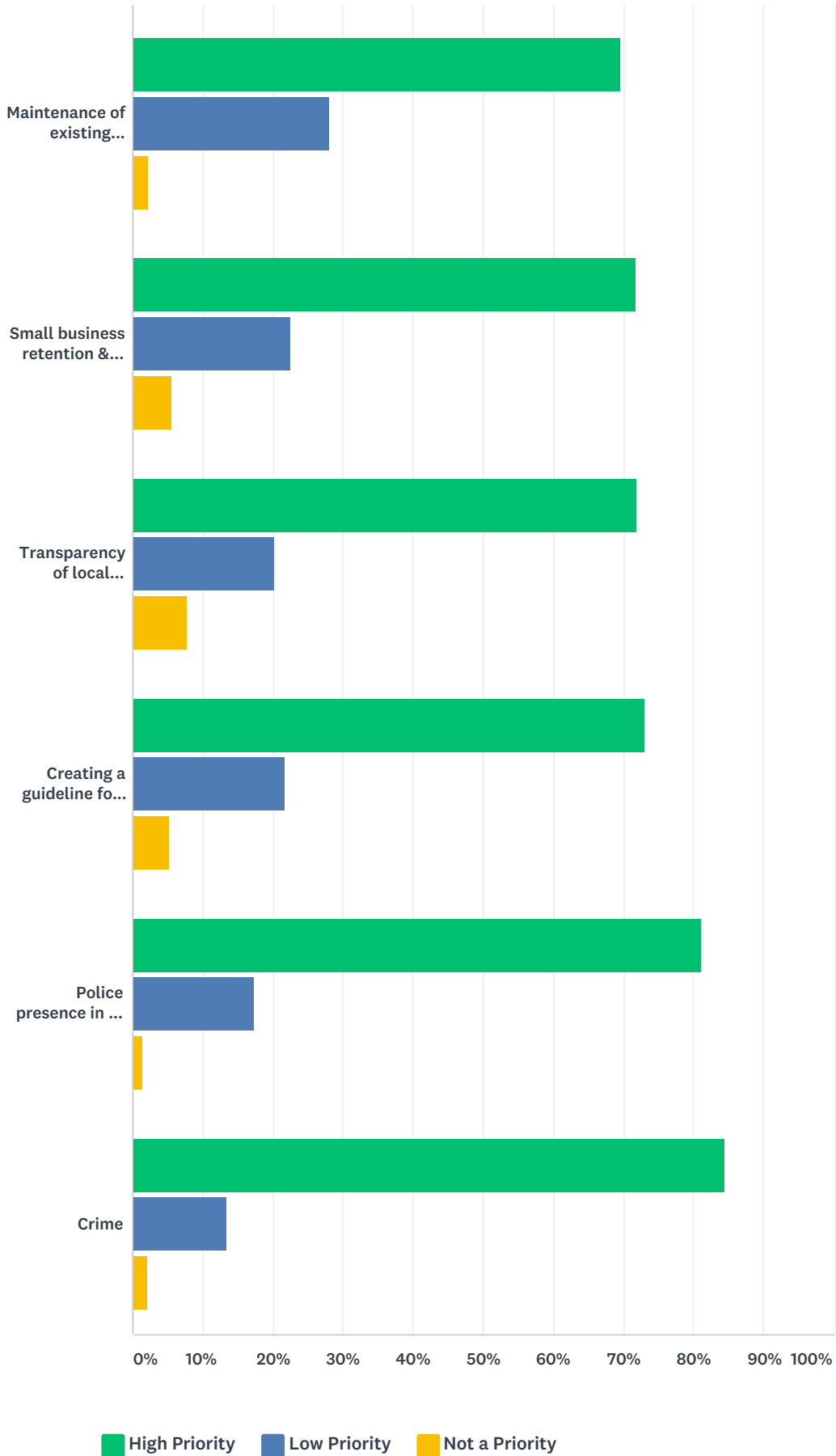
Answered: 353 Skipped: 2



Glynn County Comprehensive Plan



Glynn County Comprehensive Plan



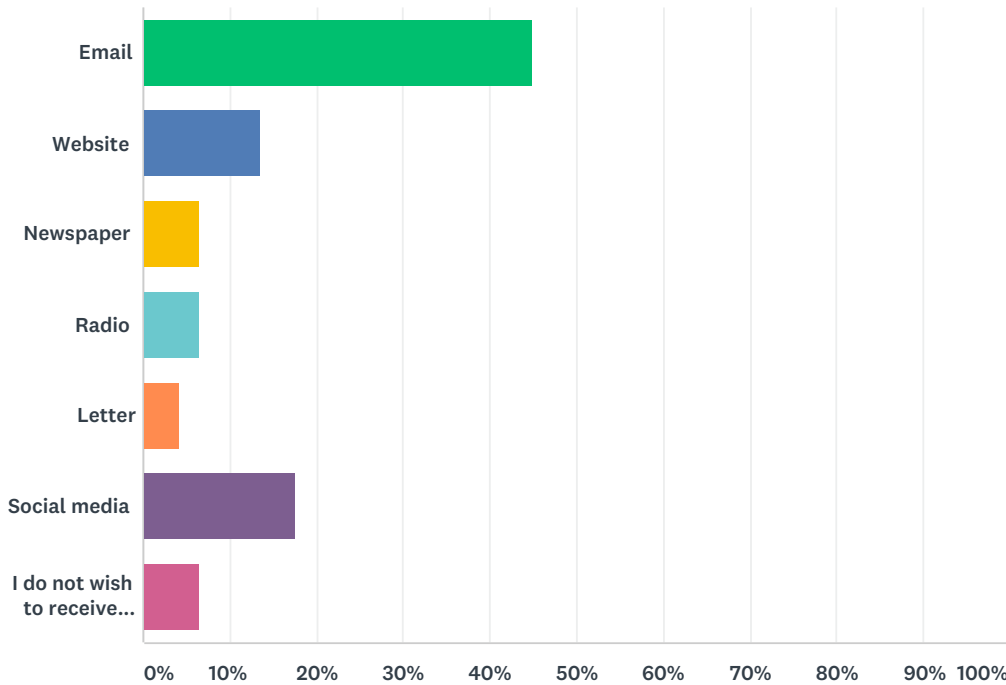
	HIGH PRIORITY	LOW PRIORITY	NOT A PRIORITY	TOTAL
--	---------------	--------------	----------------	-------

Glynn County Comprehensive Plan

Reduce the amount of traffic control signage	14.94% 52	54.60% 190	30.46% 106	348
Alternate transportation	29.60% 103	43.68% 152	26.72% 93	348
Availability of parking	37.07% 129	52.01% 181	10.92% 38	348
Preservation of historic homes	41.88% 147	47.86% 168	10.26% 36	351
Availability of cultural activities	46.11% 160	44.09% 153	9.80% 34	347
Traffic congestion	49.71% 173	42.82% 149	7.47% 26	348
Walkable communities	52.57% 184	33.14% 116	14.29% 50	350
Impacts of daytime visitors and tourists	53.89% 187	39.19% 136	6.92% 24	347
Greenspace/openspace preservation	54.00% 189	36.57% 128	9.43% 33	350
Restaurant/retail development	60.00% 210	34.86% 122	5.14% 18	350
Recreational opportunities	61.38% 213	34.58% 120	4.03% 14	347
Beautification/redevelopment	64.10% 225	30.20% 106	5.70% 20	351
Importance of private property rights	65.90% 230	25.21% 88	8.88% 31	349
Maintenance of existing development	69.71% 244	28.00% 98	2.29% 8	350
Small business retention & recruitment	71.71% 251	22.57% 79	5.71% 20	350
Transparency of local government	72.00% 252	20.29% 71	7.71% 27	350
Creating a guideline for future development	73.07% 255	21.78% 76	5.16% 18	349
Police presence in the community	81.20% 285	17.38% 61	1.42% 5	351
Crime	84.57% 296	13.43% 47	2.00% 7	350

Q17 How would you prefer to receive communication from Glynn County?

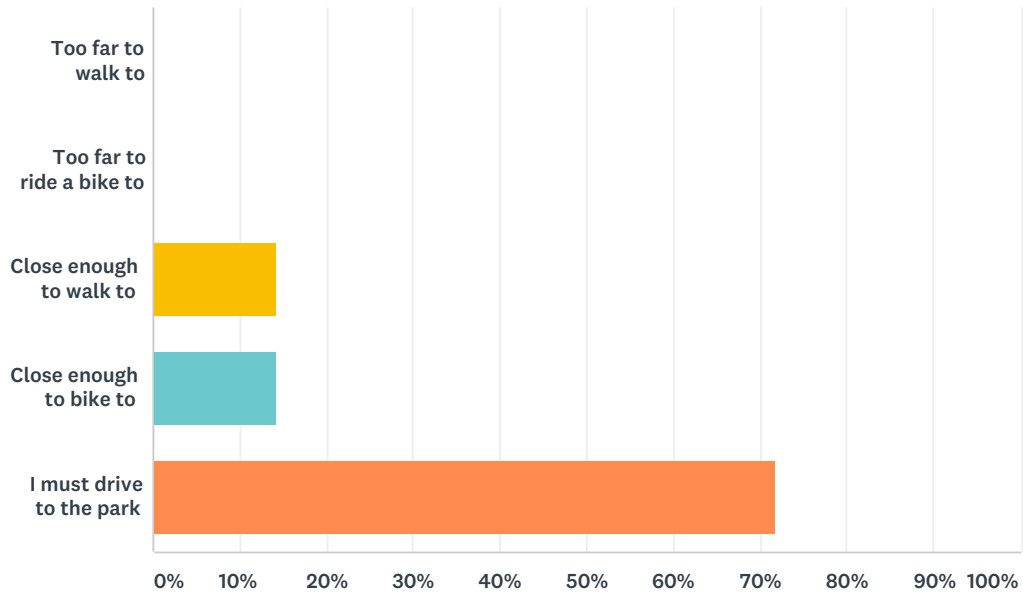
Answered: 353 Skipped: 2



ANSWER CHOICES	RESPONSES	
Email	45.04%	159
Website	13.60%	48
Newspaper	6.52%	23
Radio	6.52%	23
Letter	4.25%	15
Social media	17.56%	62
I do not wish to receive communication from the County	6.52%	23
TOTAL		353

Q18 How close is the nearest park to your home?

Answered: 353 Skipped: 2



ANSWER CHOICES	RESPONSES	
Too far to walk to	0.00%	0
Too far to ride a bike to	0.00%	0
Close enough to walk to	14.16%	50
Close enough to bike to	14.16%	50
I must drive to the park	71.67%	253
TOTAL		353

Q19 What is your favorite place in the County and why?

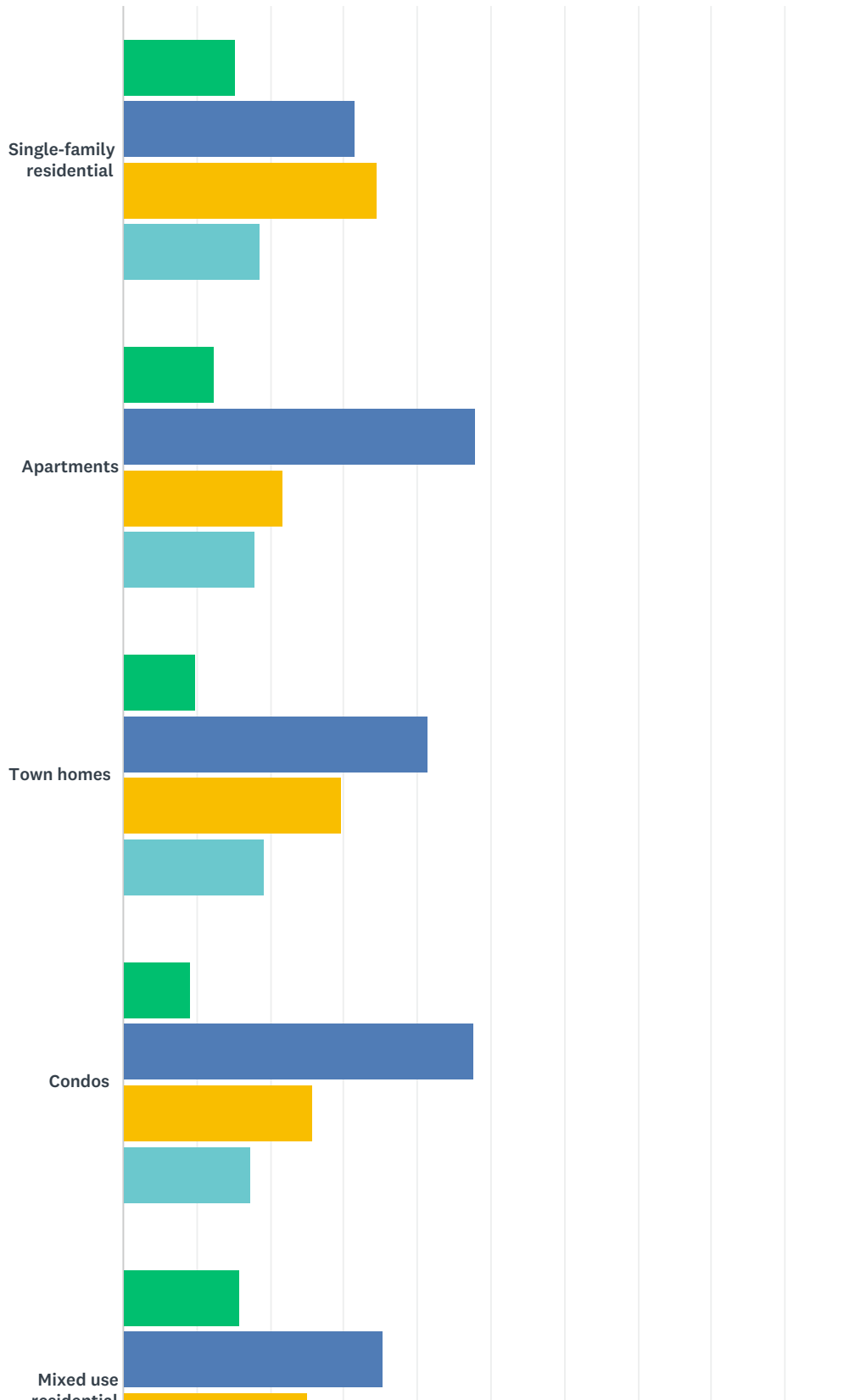
Answered: 269 Skipped: 86

Q20 What is the greatest challenge facing Glynn County that the County should plan for in the next 20 years?

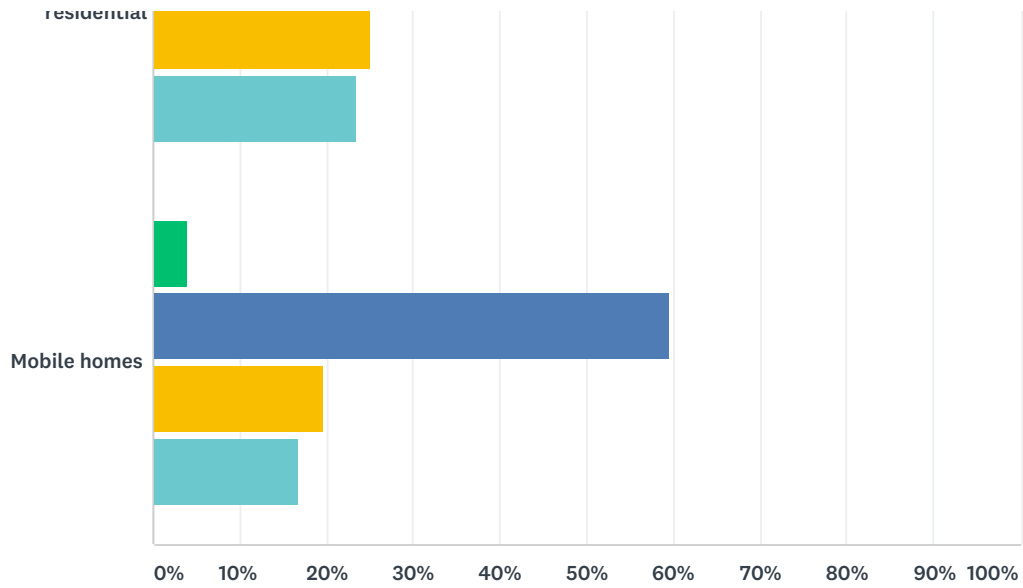
Answered: 291 Skipped: 64

Q21 Do you think St. Simons Island needs more, less, or the same amount of the following types of housing?

Answered: 310 Skipped: 45



Glynn County Comprehensive Plan

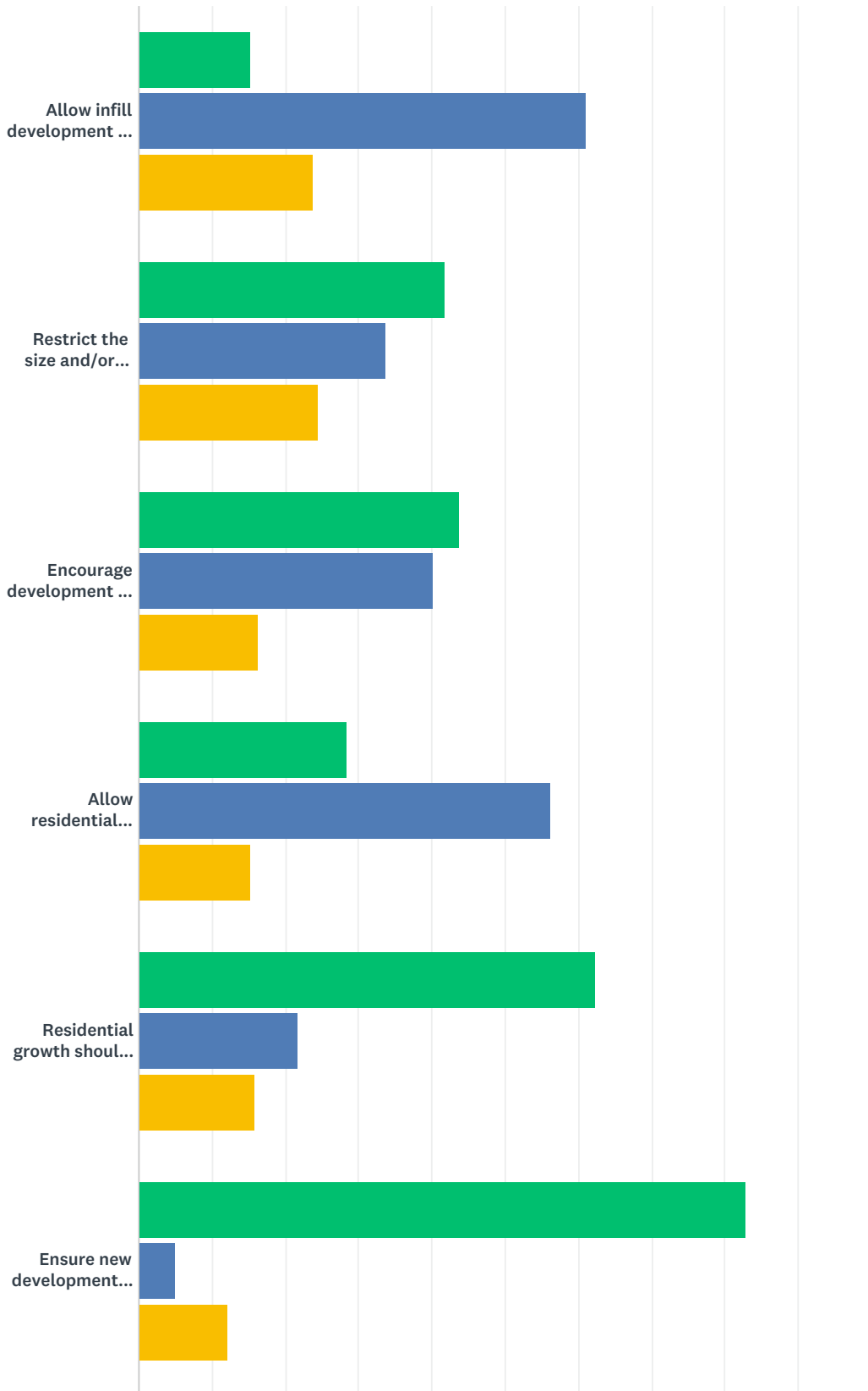


■ More
 ■ Less
 ■ Same
 ■ Don't Know

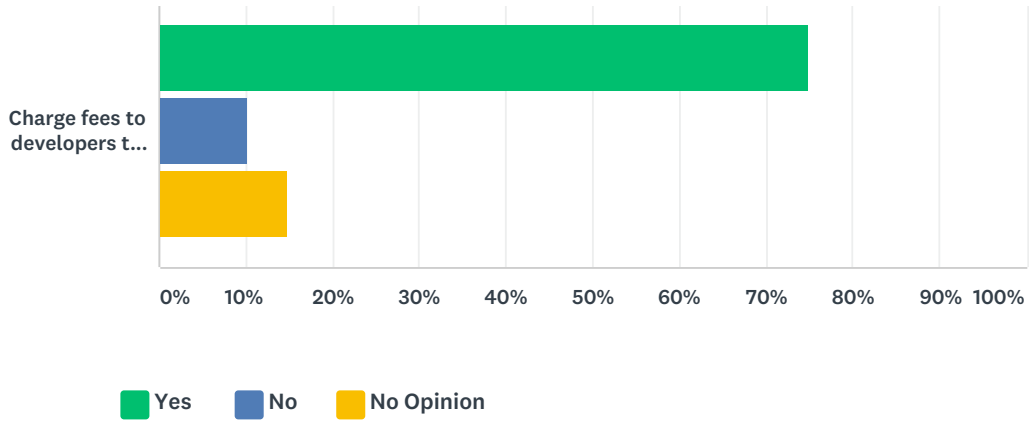
	MORE	LESS	SAME	DON'T KNOW	TOTAL
Single-family residential	15.31% 47	31.60% 97	34.53% 106	18.57% 57	307
Apartments	12.38% 38	47.88% 147	21.82% 67	17.92% 55	307
Town homes	9.77% 30	41.37% 127	29.64% 91	19.22% 59	307
Condos	9.15% 28	47.71% 146	25.82% 79	17.32% 53	306
Mixed use residential	15.89% 48	35.43% 107	25.17% 76	23.51% 71	302
Mobile homes	3.88% 12	59.55% 184	19.74% 61	16.83% 52	309

Q22 Please rate how you think the County should address future residential development on St. Simons Island over the next 20 years?

Answered: 304 Skipped: 51



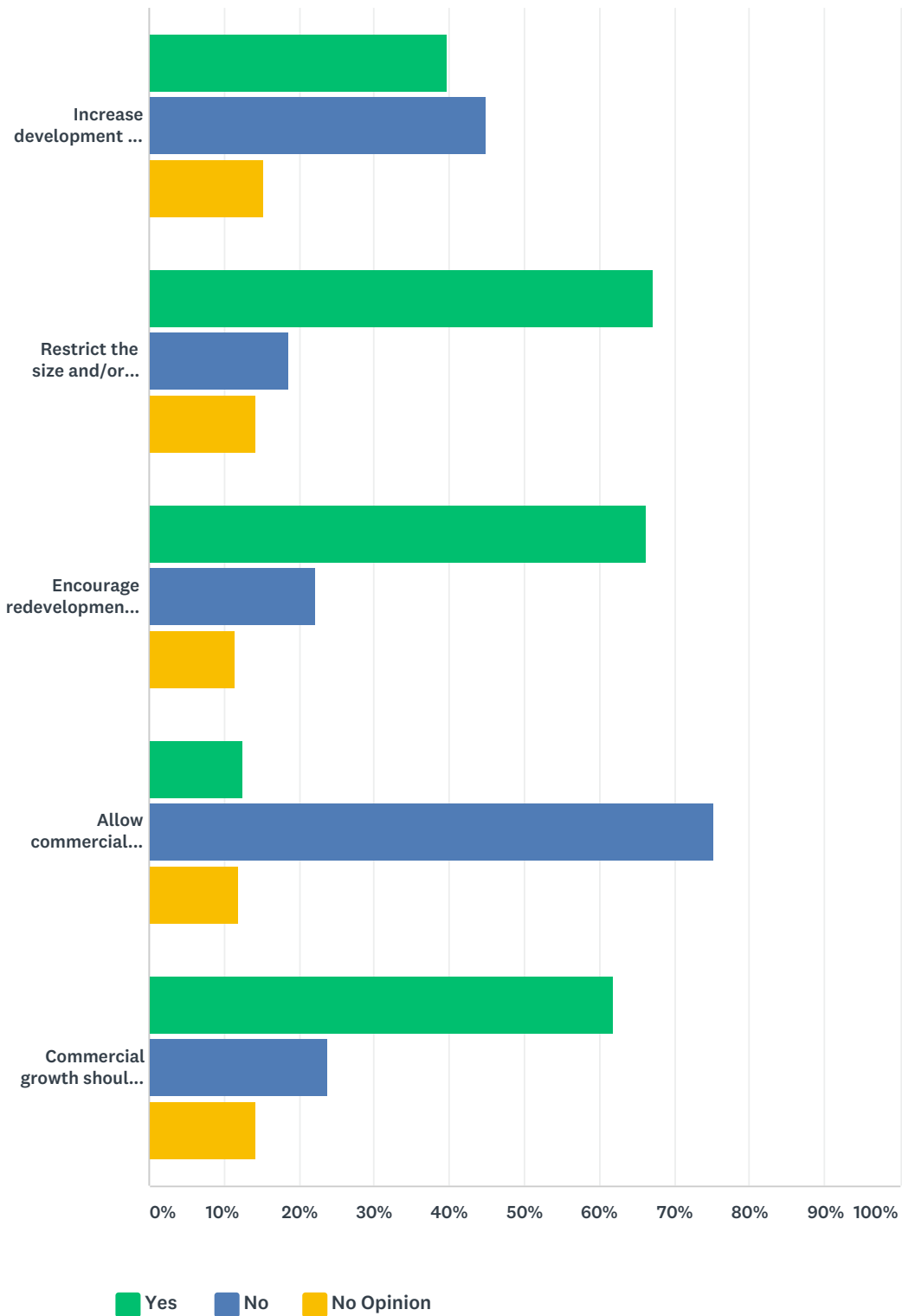
Glynn County Comprehensive Plan



	YES	NO	NO OPINION	TOTAL
Allow infill development and increase density in existing residential areas	15.18% 46	61.06% 185	23.76% 72	303
Restrict the size and/or location of guest houses (ie. In-law suites)	41.91% 127	33.66% 102	24.42% 74	303
Encourage development of vacant and under-utilized property	43.71% 132	40.07% 121	16.23% 49	302
Allow residential development mixed with commercial development along major roadways (ie. Frederica, Demere, Sea Island, etc.)	28.48% 86	56.29% 170	15.23% 46	302
Residential growth should be limited	62.25% 188	21.85% 66	15.89% 48	302
Ensure new development does not negatively impact existing infrastructure	82.84% 251	4.95% 15	12.21% 37	303
Charge fees to developers to cover the cost of infrastructure improvements	74.83% 226	10.26% 31	14.90% 45	302

Q23 Please rate how you think the County should address future commercial development on St. Simons Island over the next 20 years?

Answered: 304 Skipped: 51



YES	NO	NO OPINION	TOTAL
-----	----	------------	-------

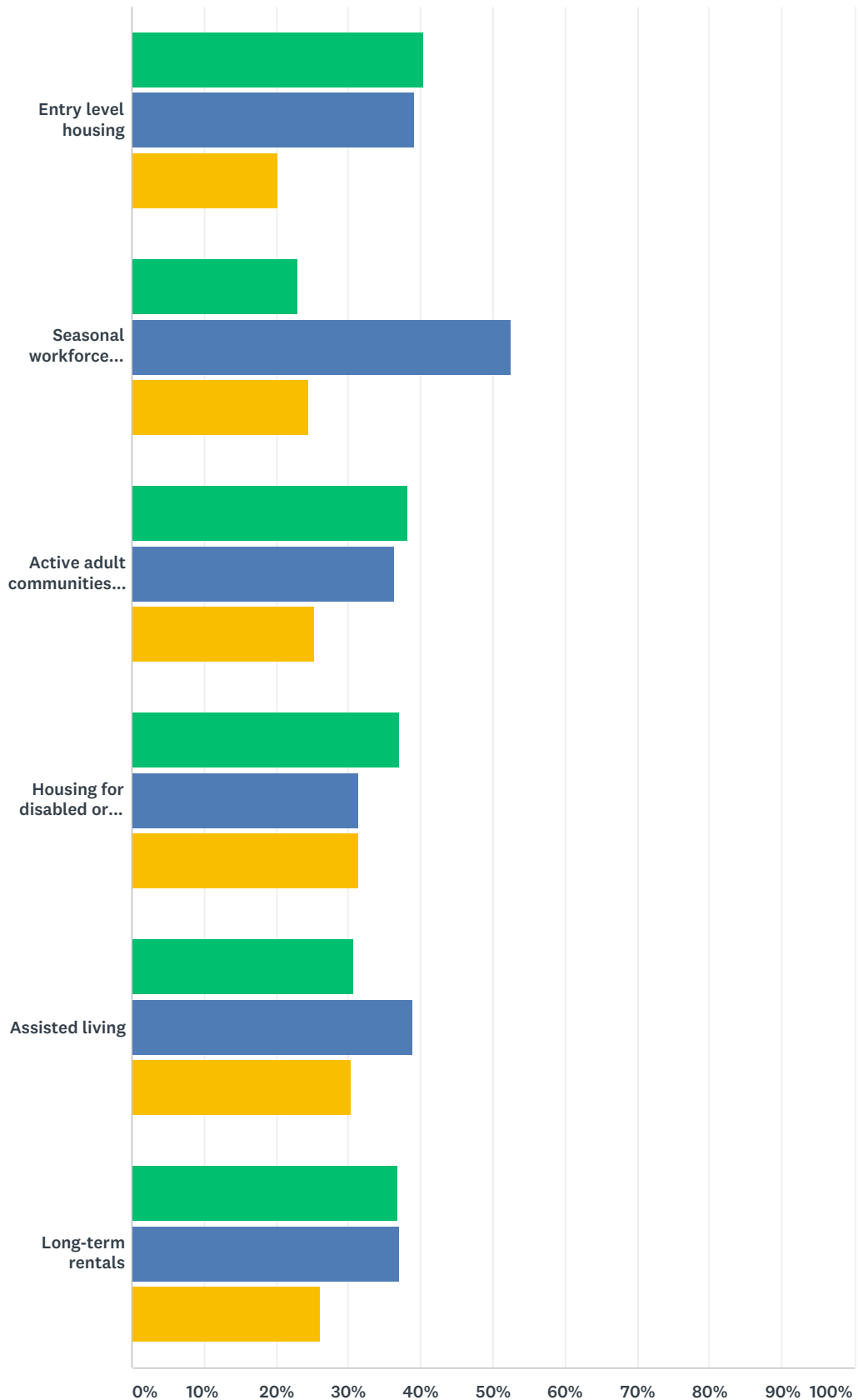
Glynn County Comprehensive Plan

Increase development in existing commercial areas	39.67% 119	45.00% 135	15.33% 46	300
Restrict the size and/or location of future commercial development	67.22% 203	18.54% 56	14.24% 43	302
Encourage redevelopment of vacant and under-utilized commercial property	66.23% 200	22.19% 67	11.59% 35	302
Allow commercial development in residential areas	12.62% 38	75.42% 227	11.96% 36	301
Commercial growth should be limited	61.92% 187	23.84% 72	14.24% 43	302

Q24 Do you feel there is a need for more of the following housing options on St. Simons Island?

Answered: 304 Skipped: 51

Glynn County Comprehensive Plan



■ Yes
 ■ No
 ■ No Opinion

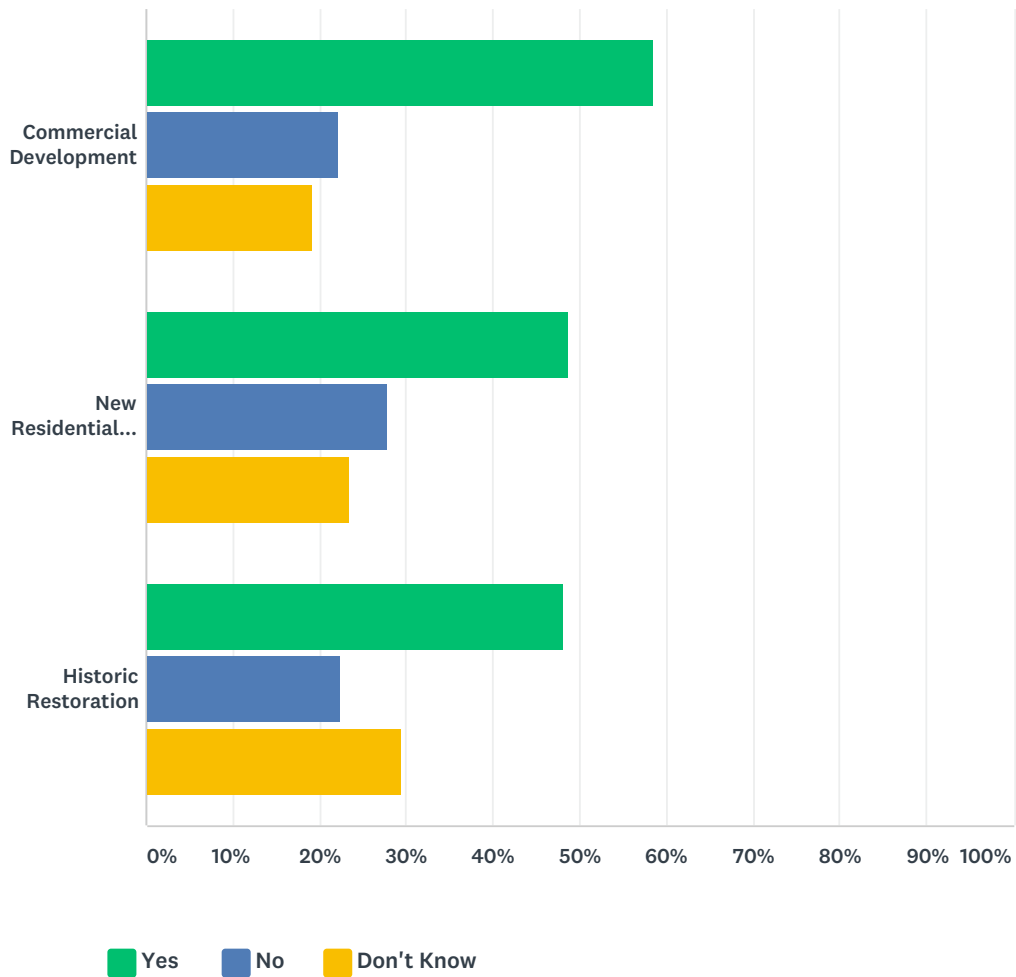
YES	NO	NO OPINION	TOTAL
-----	----	------------	-------

Glynn County Comprehensive Plan

Entry level housing	40.46% 123	39.14% 119	20.39% 62	304
Seasonal workforce housing	23.10% 70	52.48% 159	24.42% 74	303
Active adult communities (55+)	38.28% 116	36.30% 110	25.41% 77	303
Housing for disabled or individuals with special needs	37.09% 112	31.46% 95	31.46% 95	302
Assisted living	30.69% 93	38.94% 118	30.36% 92	303
Long-term rentals	36.75% 111	37.09% 112	26.16% 79	302

Q25 Are you satisfied with the appearance of the following types of new development on St. Simons Island?

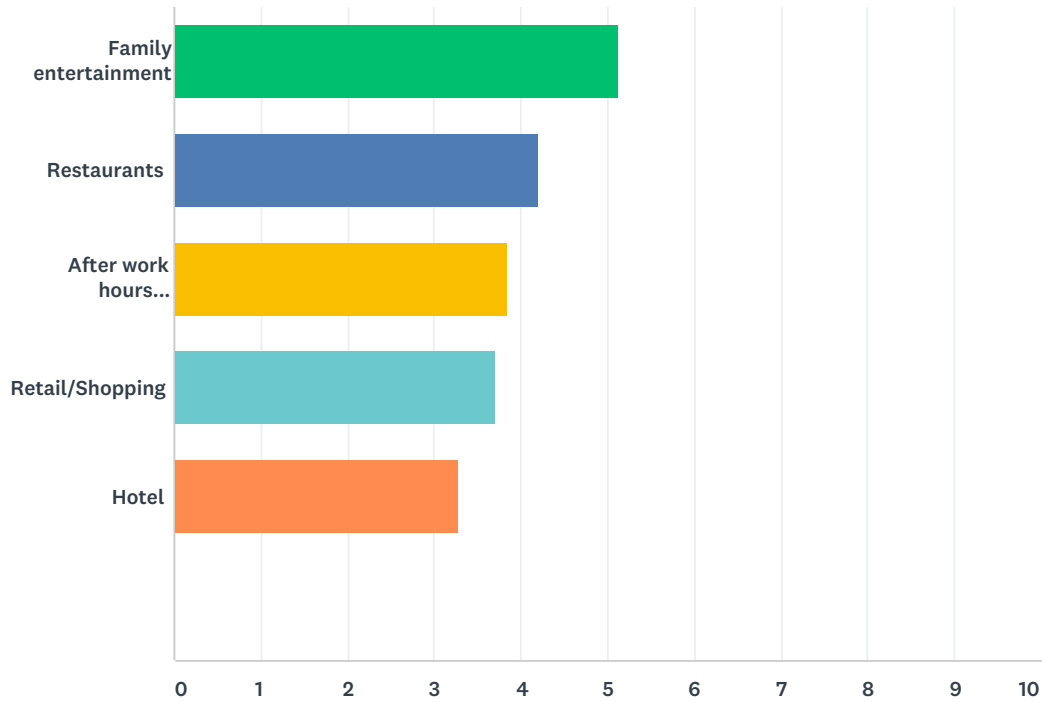
Answered: 303 Skipped: 52



	YES	NO	DON'T KNOW	TOTAL
Commercial Development	58.61% 177	22.19% 67	19.21% 58	302
New Residential Development	48.84% 148	27.72% 84	23.43% 71	303
Historic Restoration	48.16% 144	22.41% 67	29.43% 88	299

Q26 Please rank which service related businesses you feel we need more of on St. Simons Island?

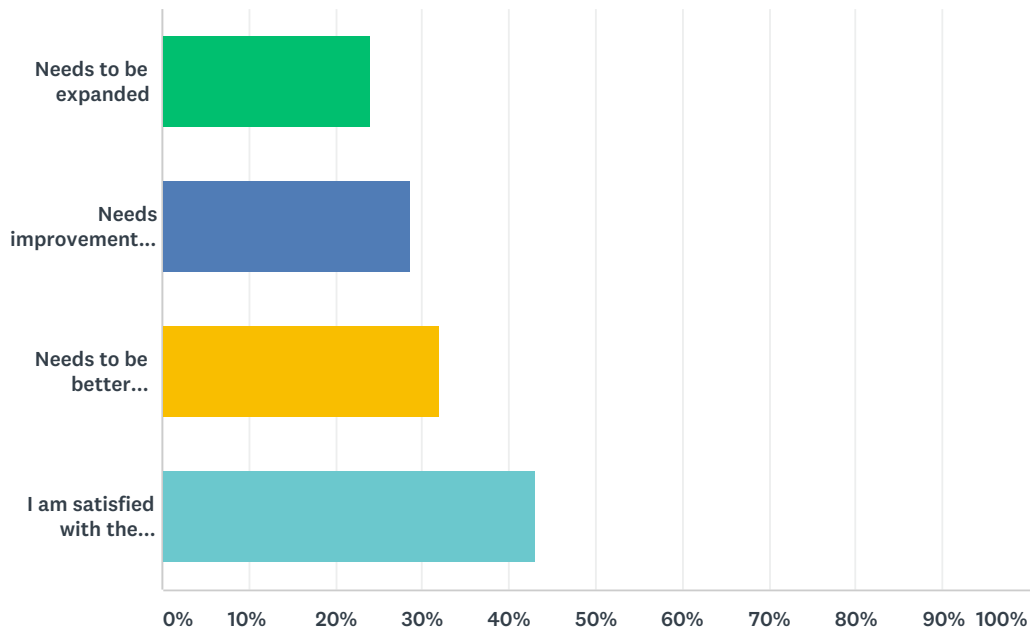
Answered: 278 Skipped: 77



	1	2	3	4	5	6	TOTAL	SCORE
Family entertainment	55.47% 142	20.70% 53	11.33% 29	6.64% 17	5.86% 15	0.00% 0	256	5.13
Restaurants	19.42% 47	21.49% 52	28.93% 70	19.83% 48	10.33% 25	0.00% 0	242	4.20
After work hours entertainment	13.64% 36	29.17% 77	15.53% 41	10.61% 28	31.06% 82	0.00% 0	264	3.84
Retail/Shopping	6.10% 15	18.29% 45	28.46% 70	34.55% 85	12.60% 31	0.00% 0	246	3.71
Hotel	9.16% 23	11.16% 28	16.73% 42	24.70% 62	38.25% 96	0.00% 0	251	3.28

Q27 What is your opinion on the existing sidewalk, bicycle, and trail system on St. Simons Island?

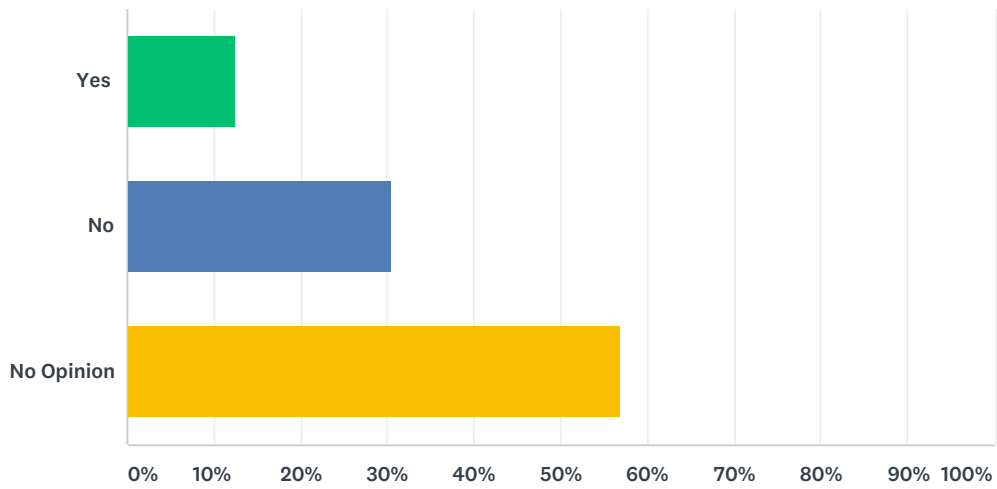
Answered: 294 Skipped: 61



ANSWER CHOICES	RESPONSES	
Needs to be expanded	24.15%	71
Needs improvement (poor condition)	28.57%	84
Needs to be better connectivity	31.97%	94
I am satisfied with the existing network of sidewalk and trails	43.20%	127
Total Respondents: 294		

Q28 Do you find short-term rentals in residential neighborhoods to be a problem on St. Simons Island?

Answered: 297 Skipped: 58



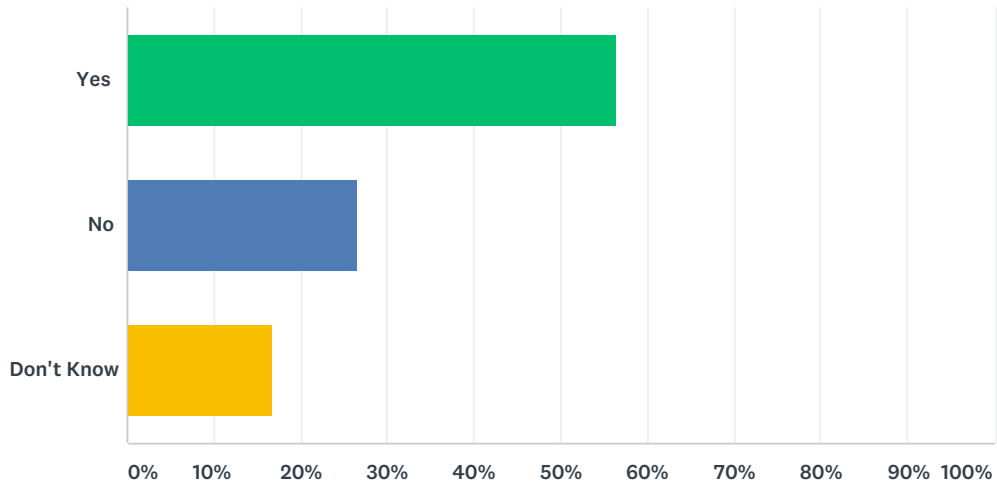
ANSWER CHOICES	RESPONSES	
Yes	12.46%	37
No	30.64%	91
No Opinion	56.90%	169
TOTAL		297

Q29 If you answered 'Yes' to question 28, please describe why.

Answered: 32 Skipped: 323

Q30 Should the County restrict golf cart usage on St. Simons Island?

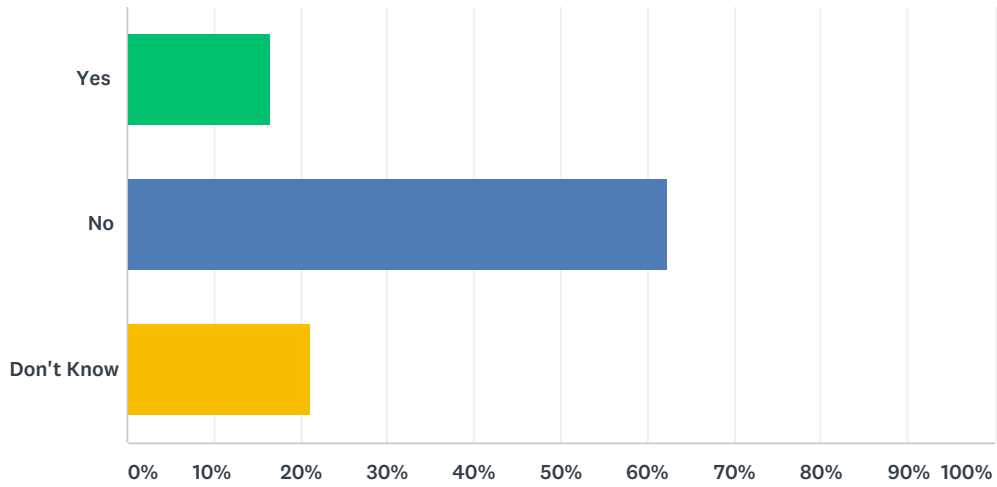
Answered: 297 Skipped: 58



ANSWER CHOICES	RESPONSES	
Yes	56.57%	168
No	26.60%	79
Don't Know	16.84%	50
TOTAL		297

Q31 Should the County do more to accommodate golf cart usage on St. Simons Island?

Answered: 298 Skipped: 57



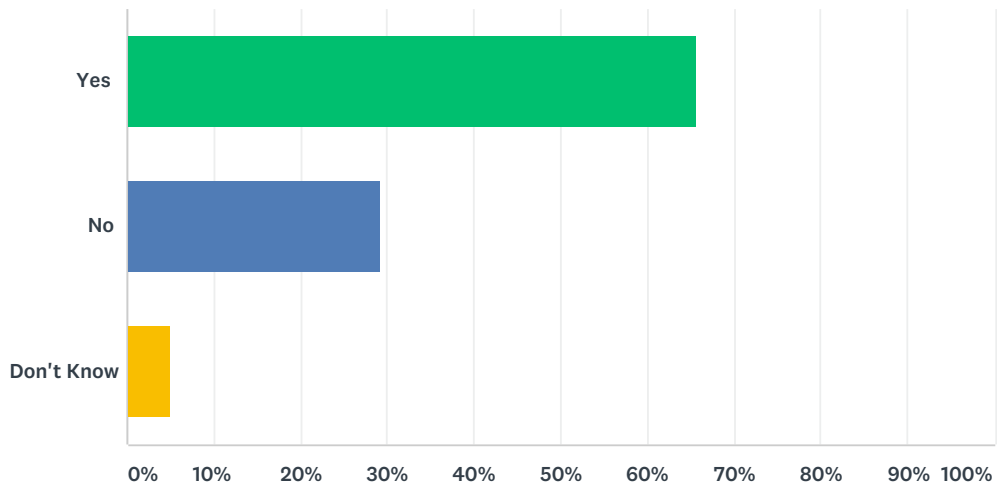
ANSWER CHOICES	RESPONSES	
Yes	16.44%	49
No	62.42%	186
Don't Know	21.14%	63
TOTAL		298

Q32 If you answered 'Yes' to question 30 or 31, please elaborate ...

Answered: 118 Skipped: 237

Q33 Do you find the availability of parking in the Village on St. Simons Island to be a significant issue?

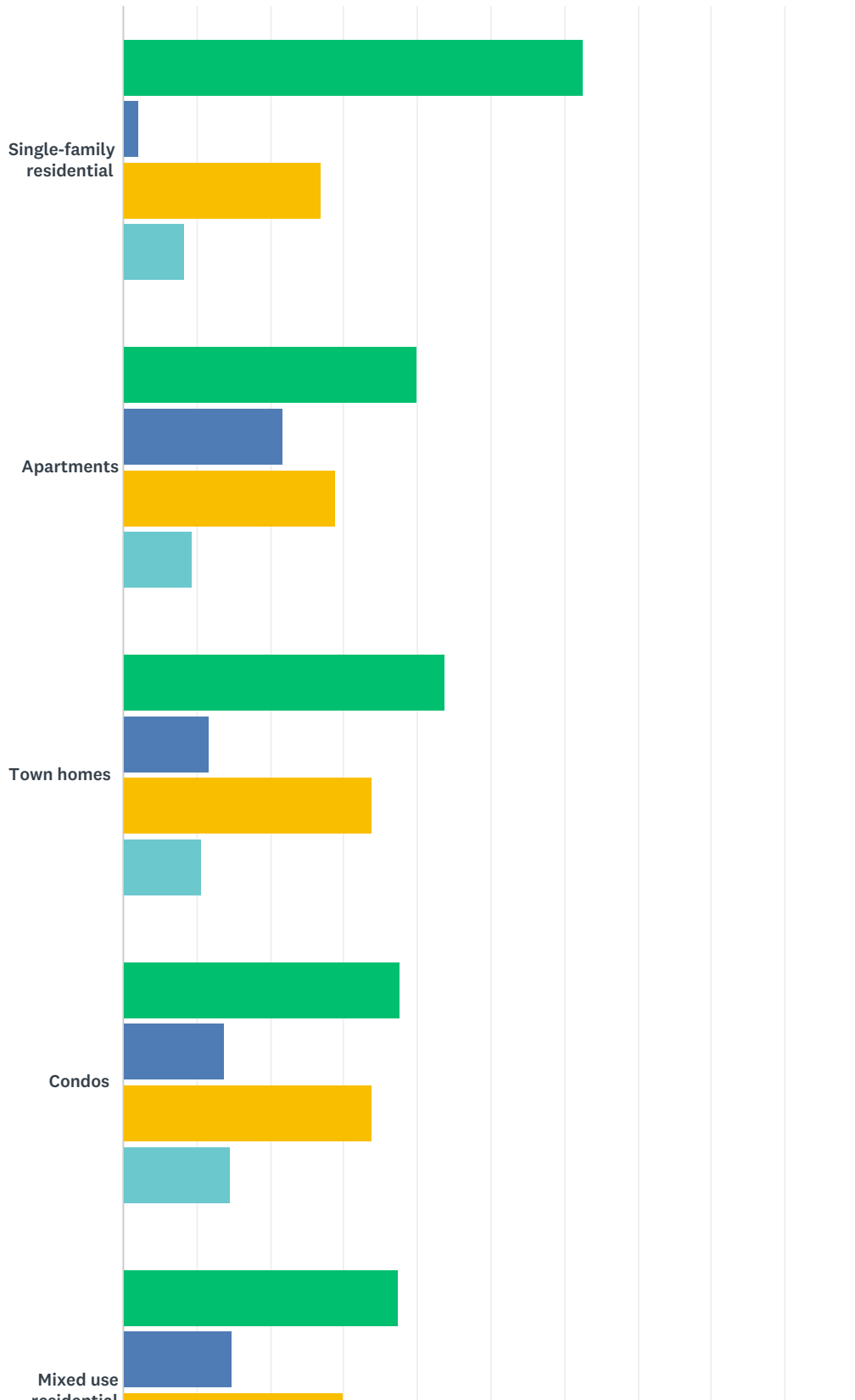
Answered: 300 Skipped: 55



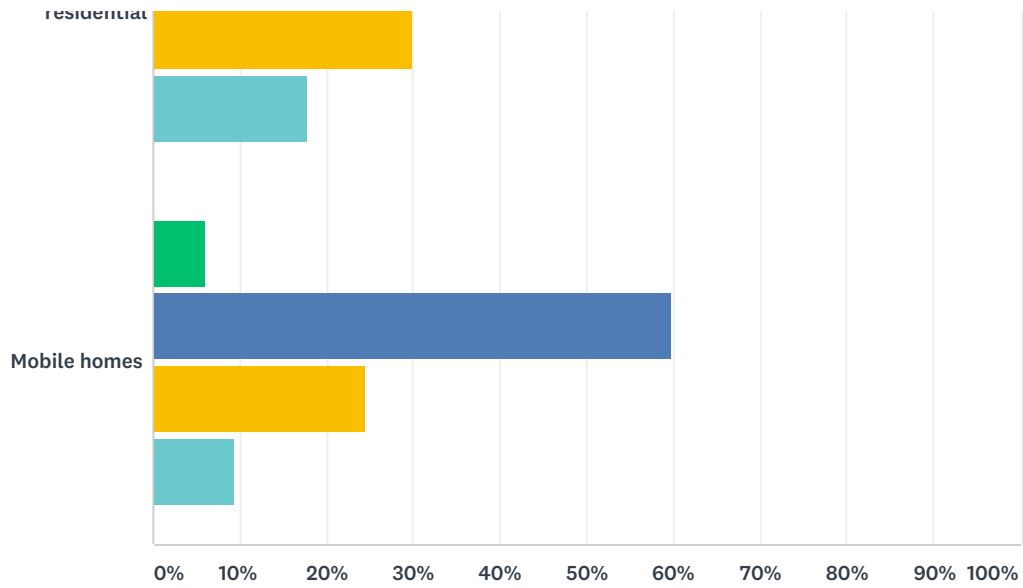
ANSWER CHOICES	RESPONSES
Yes	65.67% 197
No	29.33% 88
Don't Know	5.00% 15
TOTAL	300

Q34 Do you think the Mainland needs more, less, or the same amount of the following types of housing?

Answered: 299 Skipped: 56



Glynn County Comprehensive Plan

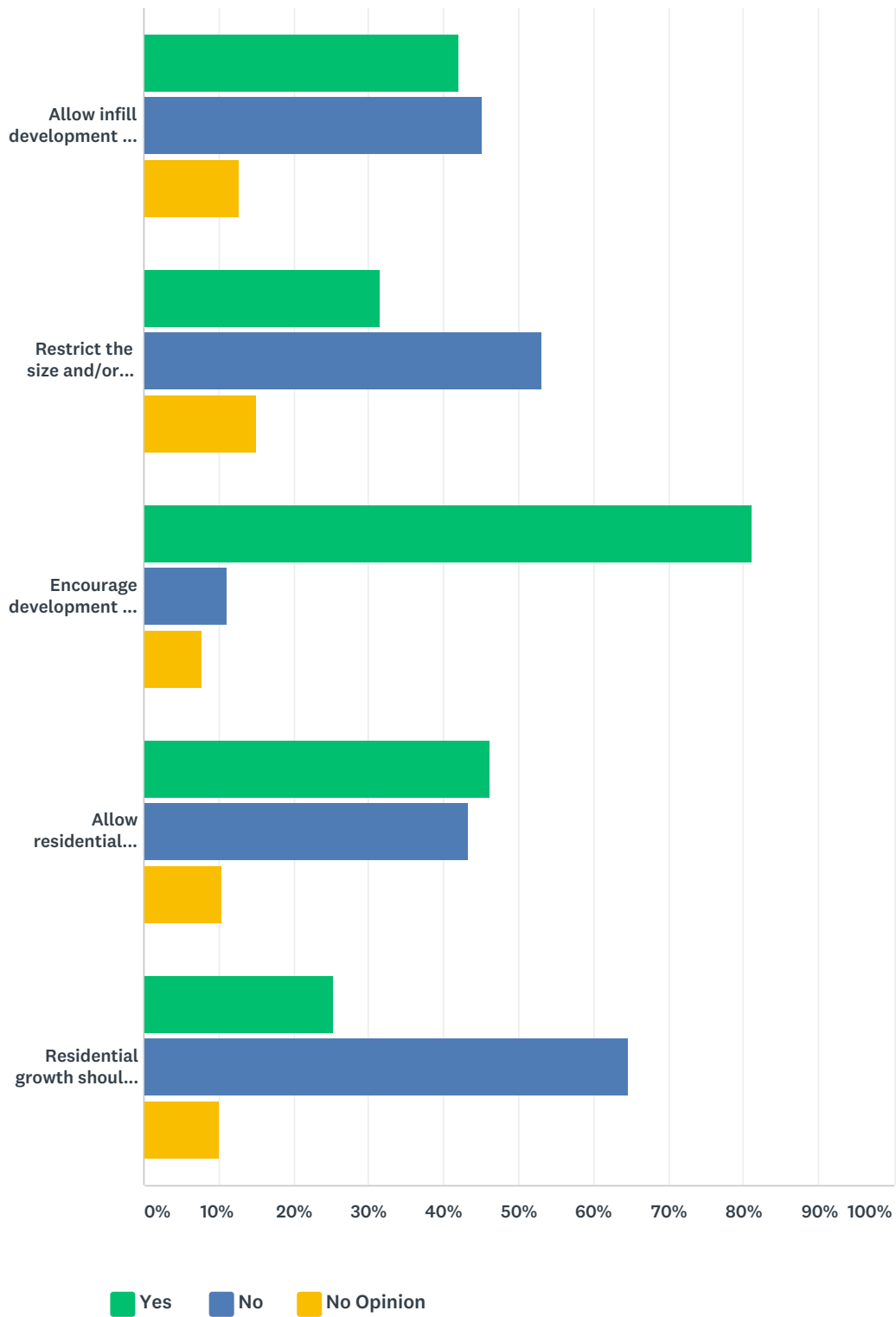


■ More
 ■ Less
 ■ Same
 ■ Don't Know

	MORE	LESS	SAME	DON'T KNOW	TOTAL
Single-family residential	62.54% 187	2.01% 6	27.09% 81	8.36% 25	299
Apartments	39.93% 119	21.81% 65	28.86% 86	9.40% 28	298
Town homes	43.62% 130	11.74% 35	33.89% 101	10.74% 32	298
Condos	37.63% 111	13.90% 41	33.90% 100	14.58% 43	295
Mixed use residential	37.46% 109	14.78% 43	29.90% 87	17.87% 52	291
Mobile homes	6.06% 18	59.93% 178	24.58% 73	9.43% 28	297

Q35 Please rank how you think the County should address future residential development on the mainland over the next 20 years?

Answered: 300 Skipped: 55



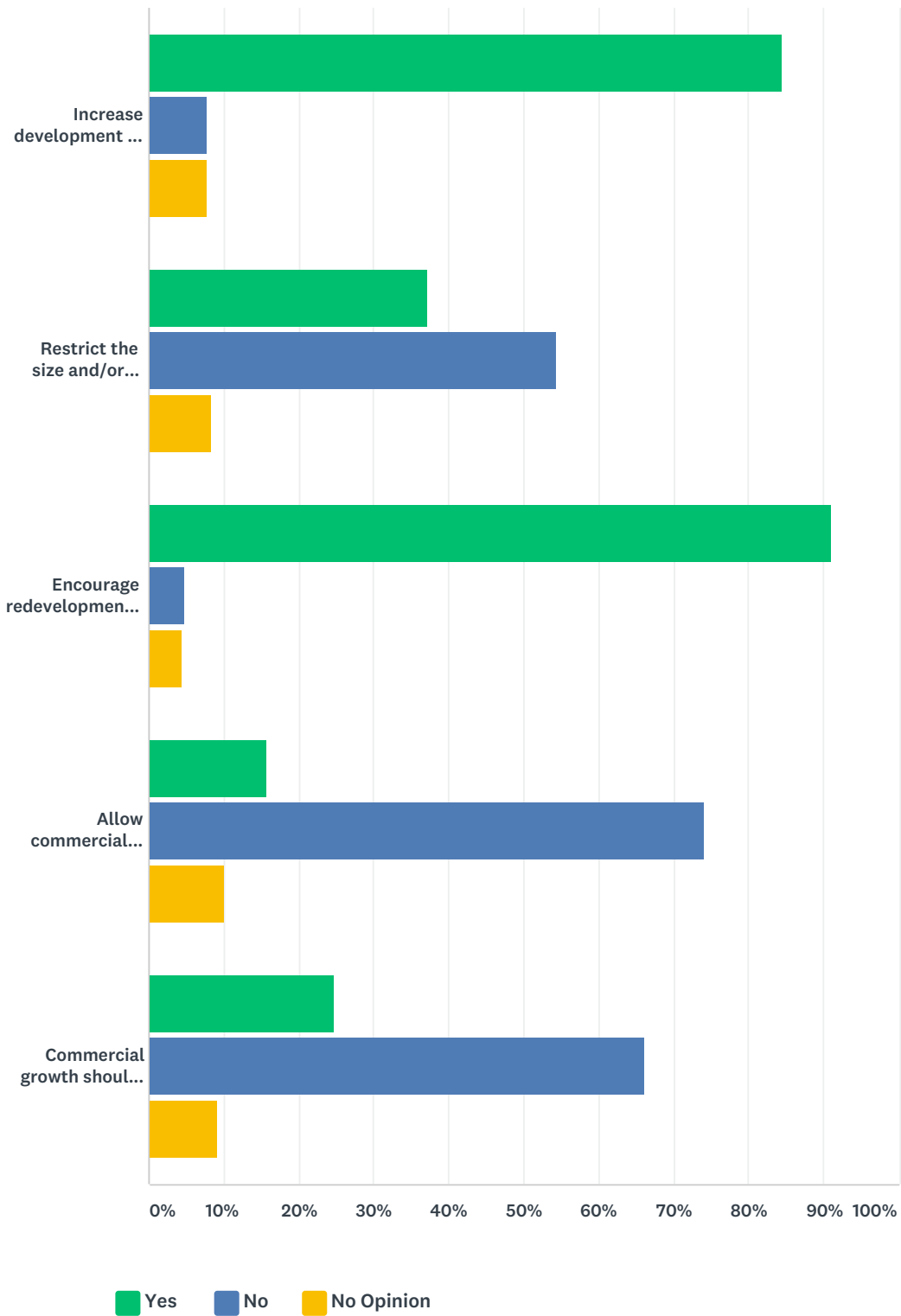
YES	NO	NO OPINION	TOTAL
-----	----	------------	-------

Glynn County Comprehensive Plan

Allow infill development and increase density in existing residential areas	42.09% 125	45.12% 134	12.79% 38	297
Restrict the size and/or location of guest houses	31.65% 94	53.20% 158	15.15% 45	297
Encourage development of vacant and under-utilized property	81.21% 242	11.07% 33	7.72% 23	298
Allow residential development mixed with commercial development along major corridors	46.31% 138	43.29% 129	10.40% 31	298
Residential growth should be limited	25.25% 75	64.65% 192	10.10% 30	297

Q36 Please rate how you think the County should address future commercial development on the mainland over the next 20 years?

Answered: 298 Skipped: 57



YES	NO	NO OPINION	TOTAL
-----	----	------------	-------

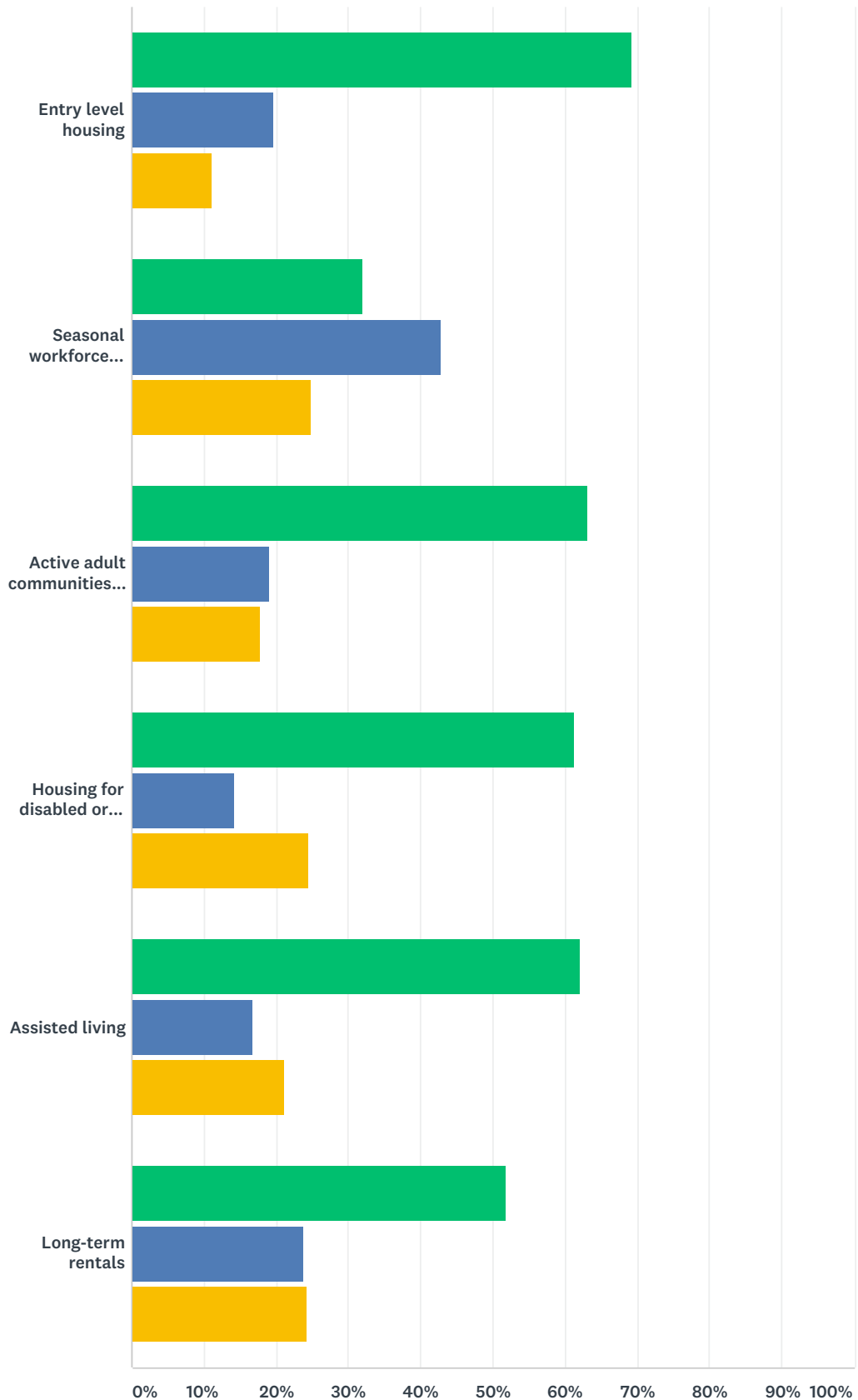
Glynn County Comprehensive Plan

Increase development in existing commercial areas	84.51% 251	7.74% 23	7.74% 23	297
Restrict the size and/or location of future commercial development	37.25% 111	54.36% 162	8.39% 25	298
Encourage redevelopment of vacant and under-utilized commercial property	90.91% 270	4.71% 14	4.38% 13	297
Allow commercial development in residential areas	15.77% 47	74.16% 221	10.07% 30	298
Commercial growth should be limited	24.75% 73	66.10% 195	9.15% 27	295

Q37 Do you feel there is a need for more of the following housing options on the mainland?

Answered: 299 Skipped: 56

Glynn County Comprehensive Plan



■ Yes
 ■ No
 ■ No Opinion

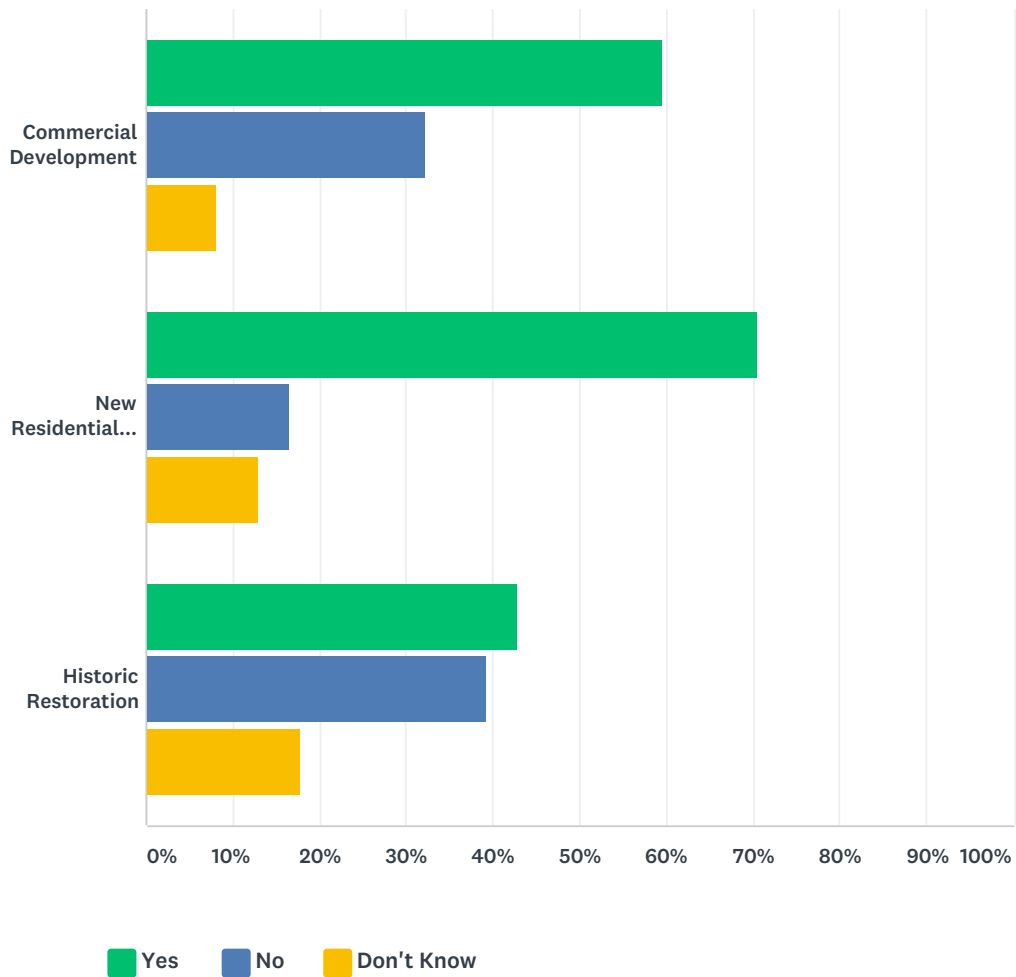
YES	NO	NO OPINION	TOTAL
-----	----	------------	-------

Glynn County Comprehensive Plan

Entry level housing	69.23% 207	19.73% 59	11.04% 33	299
Seasonal workforce housing	32.09% 95	42.91% 127	25.00% 74	296
Active adult communities (55+)	63.21% 189	19.06% 57	17.73% 53	299
Housing for disabled or individuals with special needs	61.28% 182	14.14% 42	24.58% 73	297
Assisted living	62.08% 185	16.78% 50	21.14% 63	298
Long-term rentals	51.85% 154	23.91% 71	24.24% 72	297

Q38 Are you satisfied with the appearance of the following types of new development on the mainland?

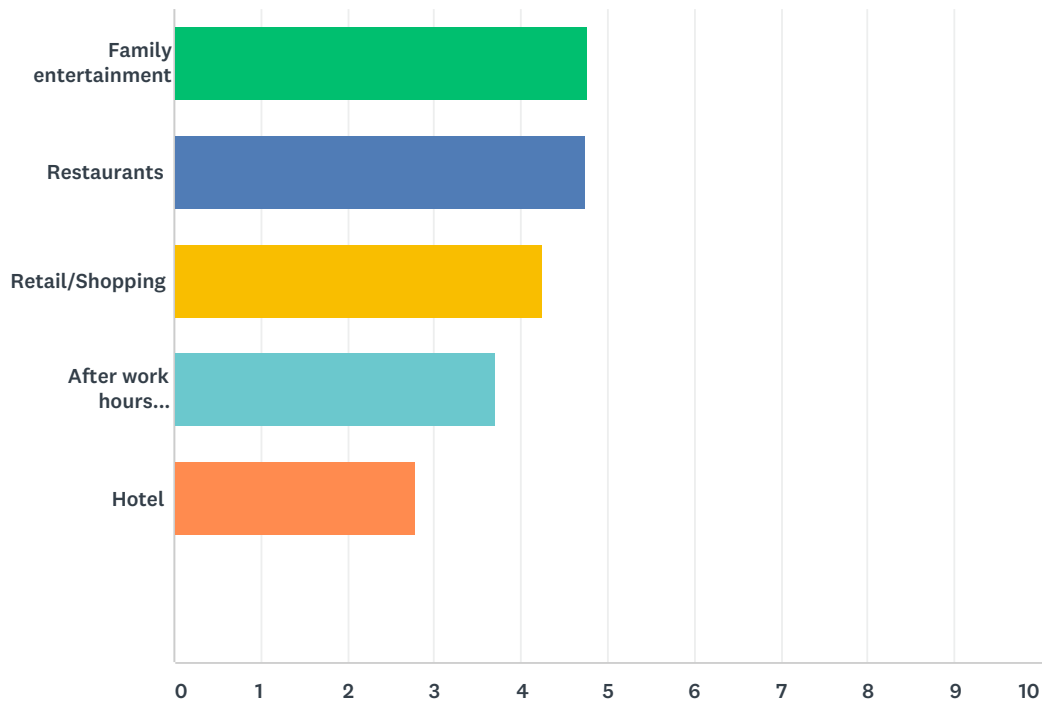
Answered: 296 Skipped: 59



	YES	NO	DON'T KNOW	TOTAL
Commercial Development	59.66% 176	32.20% 95	8.14% 24	295
New Residential Development	70.51% 208	16.61% 49	12.88% 38	295
Historic Restoration	42.81% 125	39.38% 115	17.81% 52	292

Q39 Please rank which service related businesses you feel we need more of on the mainland?

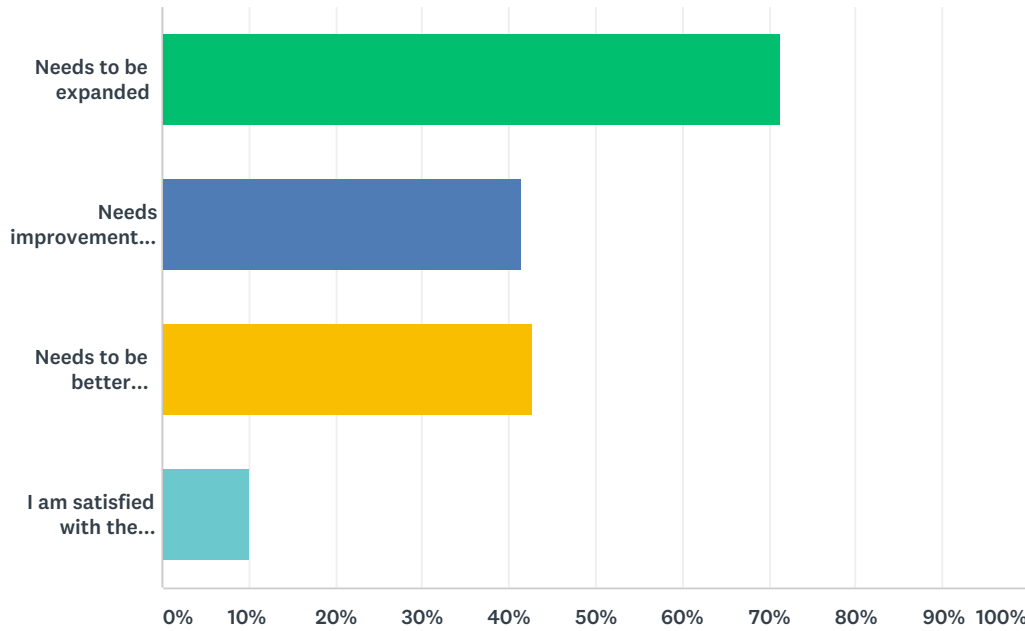
Answered: 291 Skipped: 64



	1	2	3	4	5	6	TOTAL	SCORE
Family entertainment	38.43% 103	22.76% 61	22.39% 60	11.57% 31	4.85% 13	0.00% 0	268	4.78
Restaurants	37.45% 97	22.78% 59	22.01% 57	12.74% 33	5.02% 13	0.00% 0	259	4.75
Retail/Shopping	12.41% 33	30.83% 82	30.08% 80	21.43% 57	5.26% 14	0.00% 0	266	4.24
After work hours entertainment	13.93% 39	21.43% 60	14.29% 40	22.86% 64	27.50% 77	0.00% 0	280	3.71
Hotel	3.38% 9	3.76% 10	13.16% 35	26.69% 71	53.01% 141	0.00% 0	266	2.78

Q40 What is your opinion on the existing sidewalk and trail system on the mainland?

Answered: 297 Skipped: 58



ANSWER CHOICES	RESPONSES	
Needs to be expanded	71.38%	212
Needs improvement (poor condition)	41.41%	123
Needs to be better connectivity	42.76%	127
I am satisfied with the existing network of sidewalk and trails	10.10%	30
Total Respondents: 297		