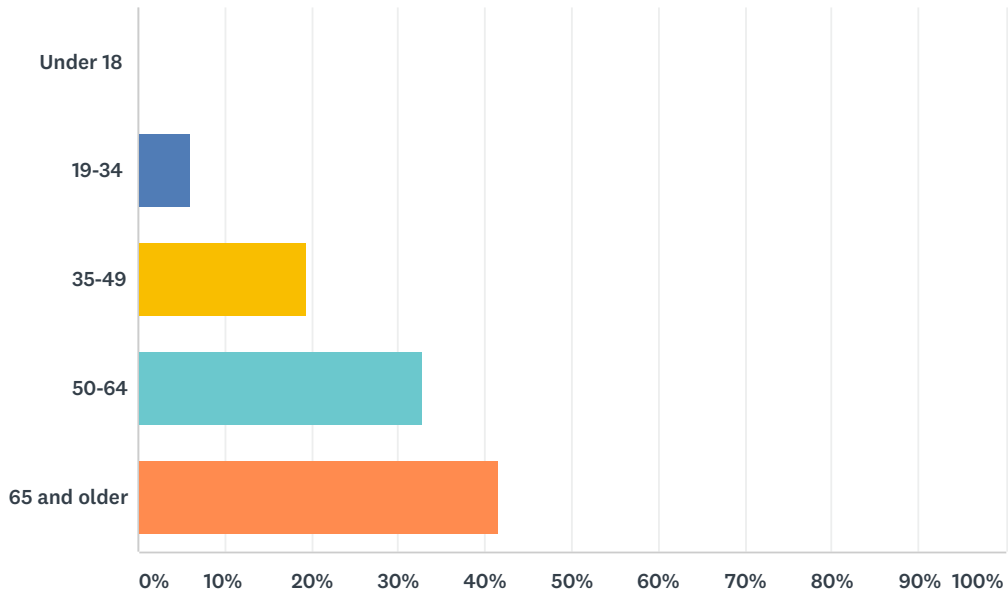


## Q1 Which of the following categories describes your age?

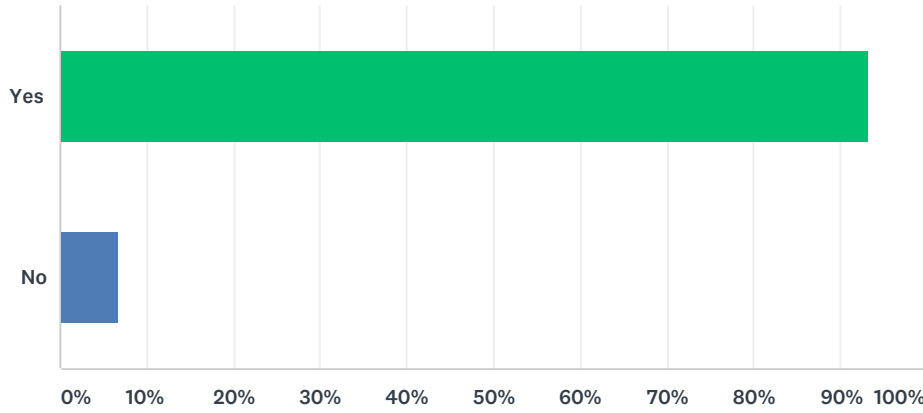
Answered: 626 Skipped: 2



ANSWER CHOICES	RESPONSES
Under 18	0.00% 0
19-34	6.07% 38
35-49	19.49% 122
50-64	32.91% 206
65 and older	41.53% 260
<b>TOTAL</b>	<b>626</b>

## Q2 Is Glynn County your primary residence?

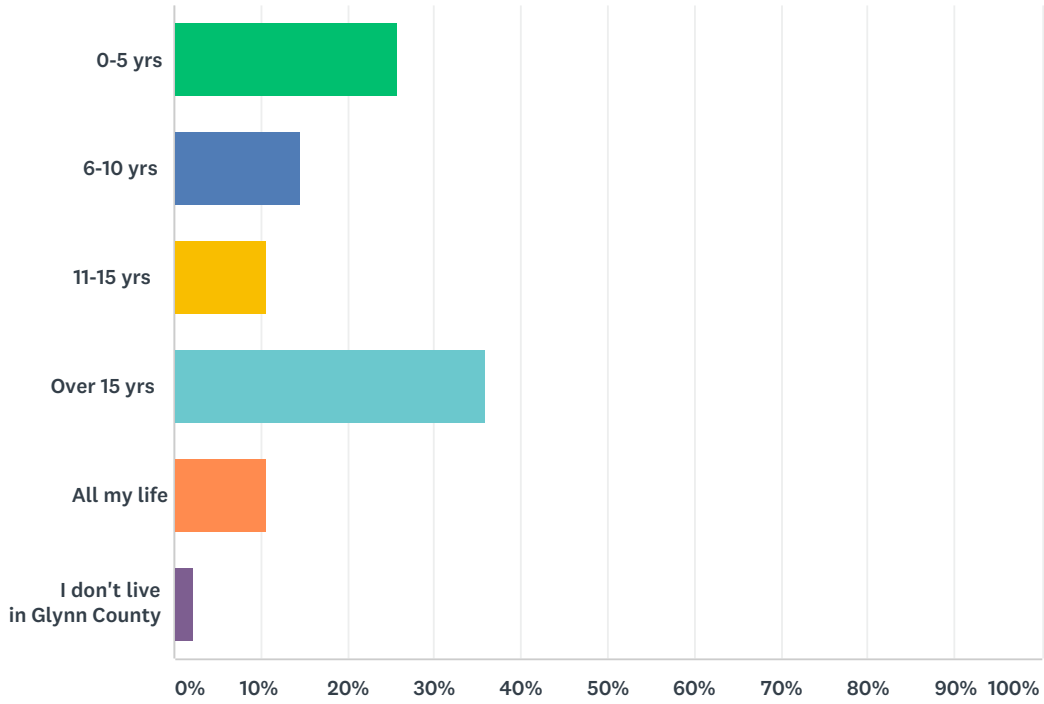
Answered: 624 Skipped: 4



ANSWER CHOICES	RESPONSES	
Yes	93.27%	582
No	6.73%	42
TOTAL		624

### Q3 How long have you lived in Glynn County?

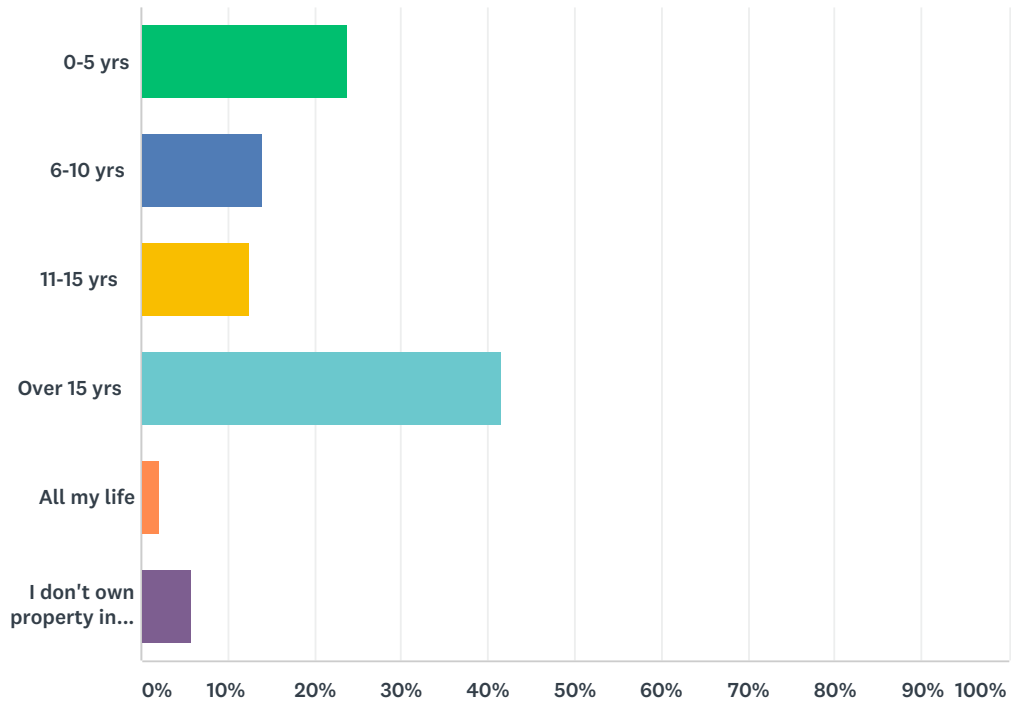
Answered: 624 Skipped: 4



ANSWER CHOICES	RESPONSES	
0-5 yrs	25.80%	161
6-10 yrs	14.58%	91
11-15 yrs	10.58%	66
Over 15 yrs	36.06%	225
All my life	10.58%	66
I don't live in Glynn County	2.40%	15
<b>TOTAL</b>		<b>624</b>

## Q4 How long have you owned property in Glynn County?

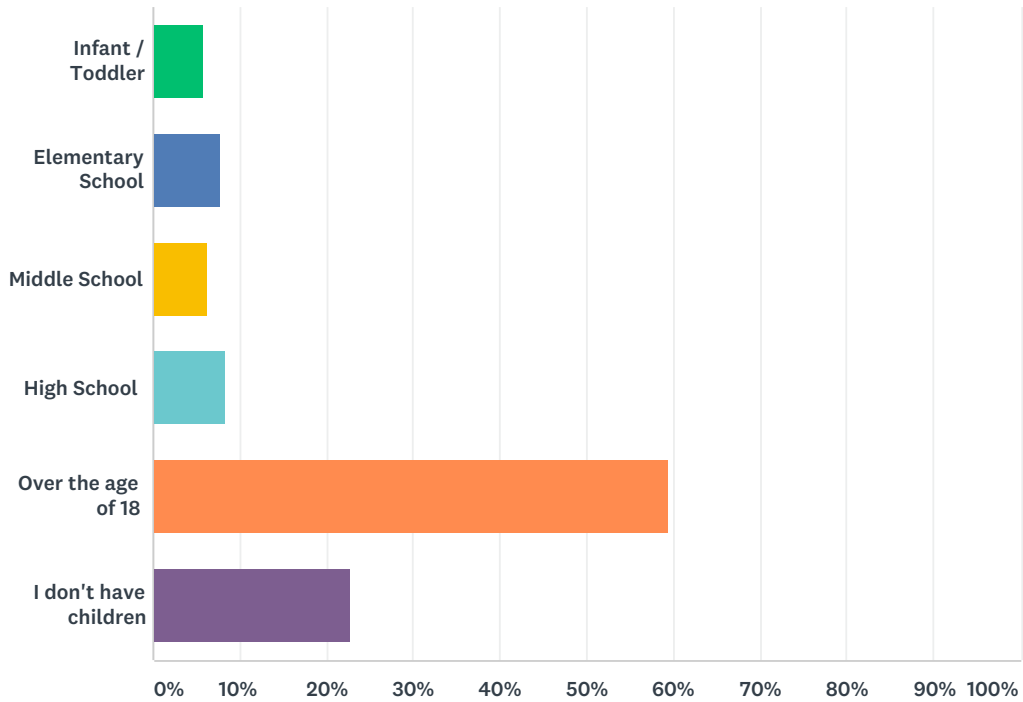
Answered: 627 Skipped: 1



ANSWER CHOICES	RESPONSES	
0-5 yrs	23.76%	149
6-10 yrs	14.04%	88
11-15 yrs	12.60%	79
Over 15 yrs	41.63%	261
All my life	2.07%	13
I don't own property in Glynn County	5.90%	37
<b>TOTAL</b>		<b>627</b>

### Q5 Which of the following best describes the age(s) of your children? (select all that apply)

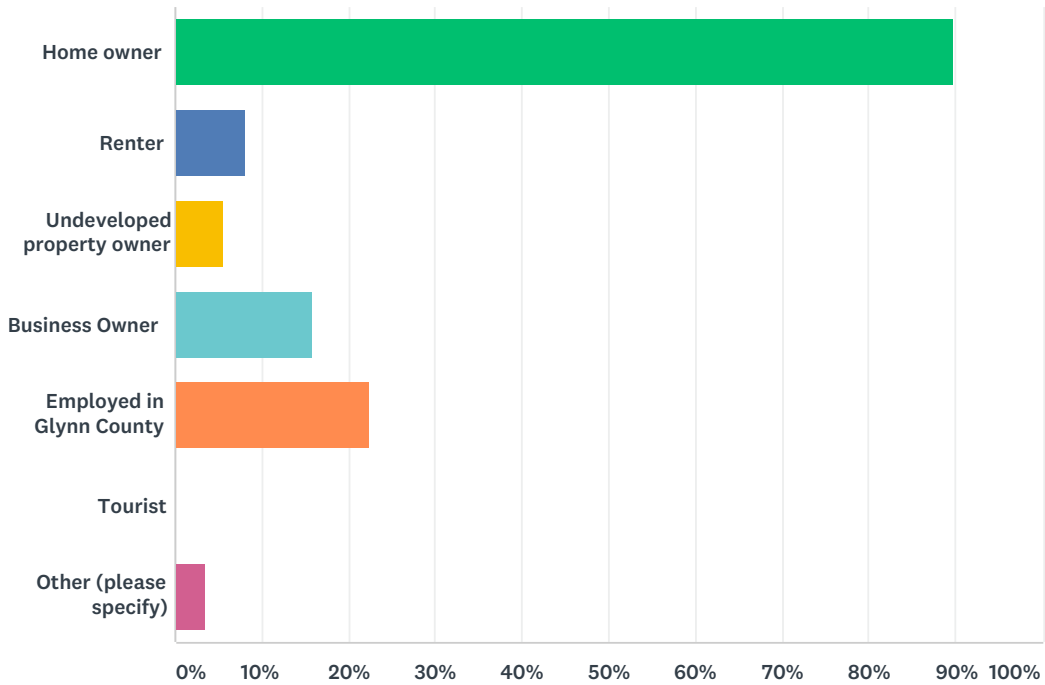
Answered: 627 Skipped: 1



ANSWER CHOICES	RESPONSES	
Infant / Toddler	5.90%	37
Elementary School	7.66%	48
Middle School	6.22%	39
High School	8.29%	52
Over the age of 18	59.49%	373
I don't have children	22.81%	143
Total Respondents: 627		

### Q6 Which of the following describes your current status? (choose all that apply)

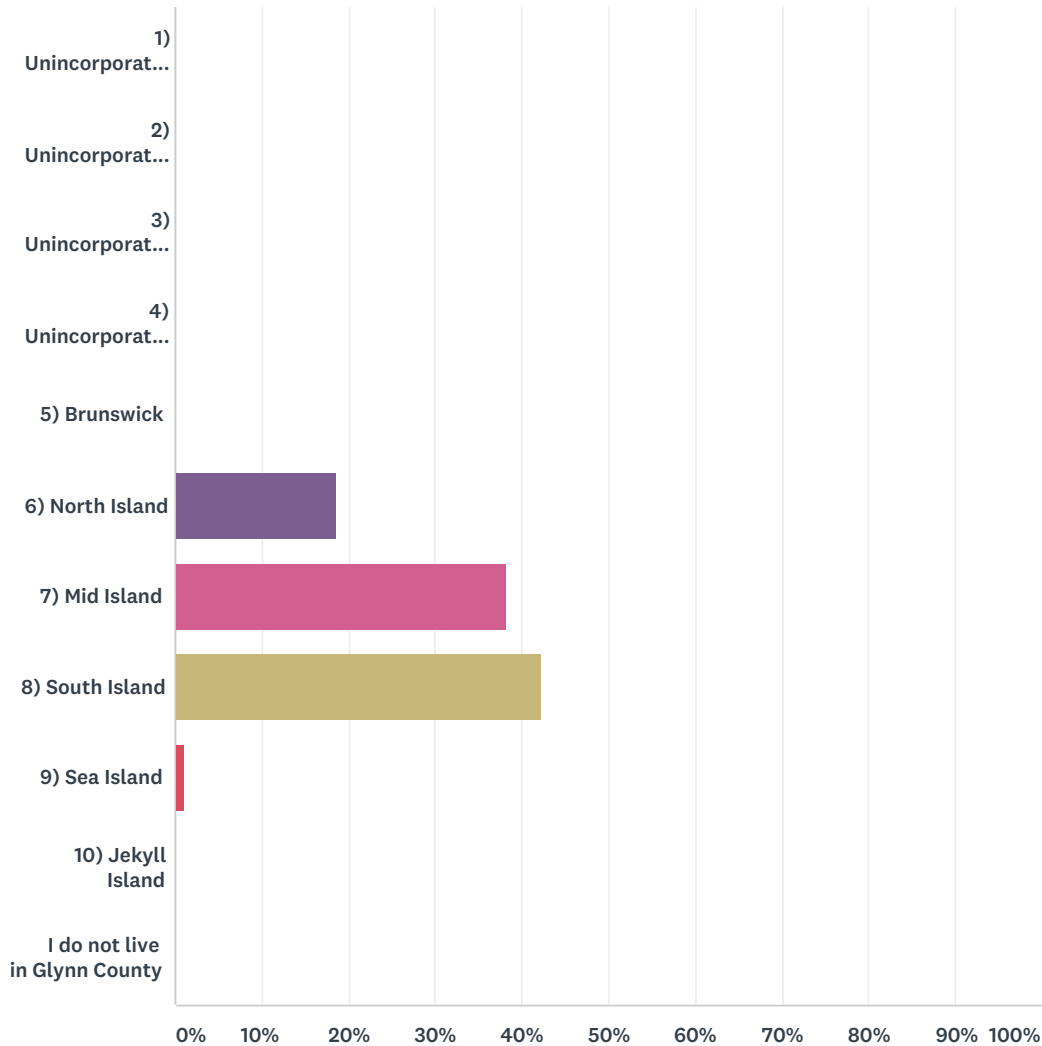
Answered: 626 Skipped: 2



ANSWER CHOICES	RESPONSES	
Home owner	89.78%	562
Renter	8.15%	51
Undeveloped property owner	5.59%	35
Business Owner	15.81%	99
Employed in Glynn County	22.36%	140
Tourist	0.16%	1
Other (please specify)	3.51%	22
Total Respondents: 626		

## Q7 Using the map shown above, select the geographic area of the County where you live.

Answered: 628 Skipped: 0



ANSWER CHOICES	RESPONSES	
1) Unincorporated West Glynn, North of 341	0.00%	0
2) Unincorporated West Glynn, Turtle River Area	0.00%	0
3) Unincorporated West Glynn, South of 82	0.00%	0
4) Unincorporated Glynn, East of I-95	0.00%	0
5) Brunswick	0.00%	0
6) North Island	18.63%	117
7) Mid Island	38.22%	240
8) South Island	42.20%	265
9) Sea Island	0.96%	6

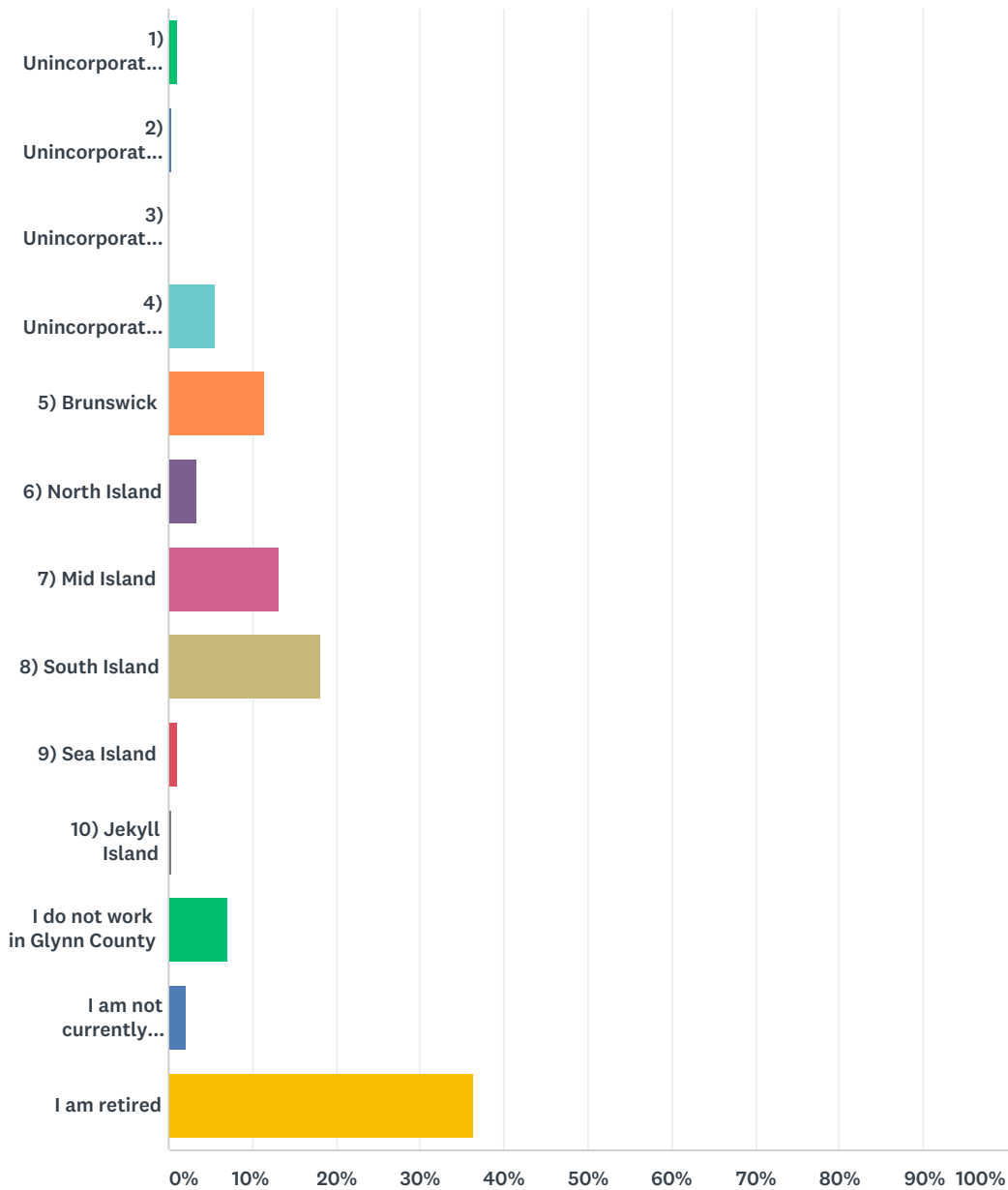
Glynn County Comprehensive Plan

10) Jekyll Island	0.00%	0
I do not live in Glynn County	0.00%	0
<b>TOTAL</b>		<b>628</b>



## Q8 Using the map shown above, select the geographic area of the County where you work.

Answered: 627 Skipped: 1



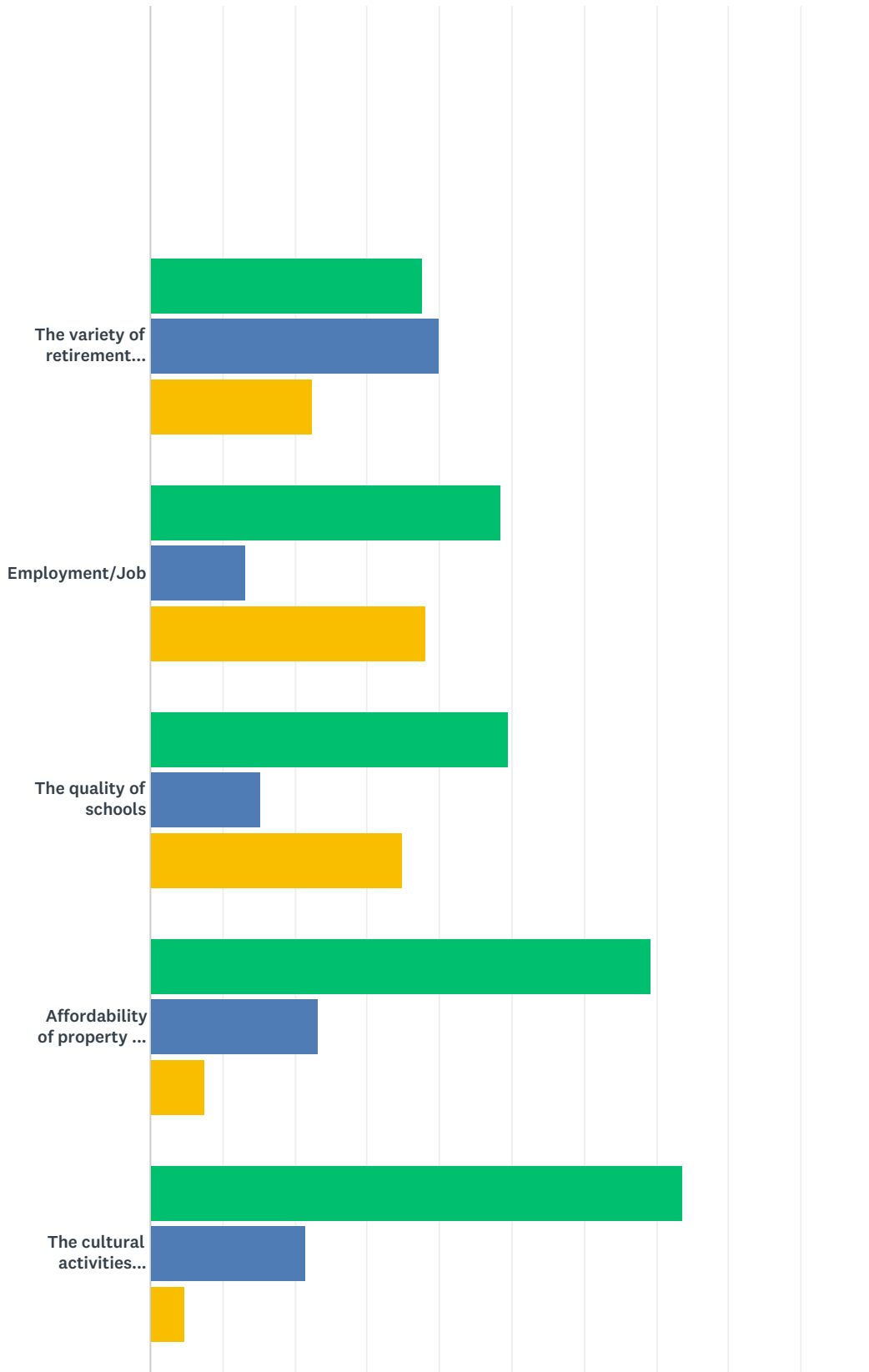
ANSWER CHOICES	RESPONSES	
1) Unincorporated West Glynn, North of 341	0.96%	6
2) Unincorporated West Glynn, Turtle River Area	0.32%	2
3) Unincorporated West Glynn, South of 82	0.00%	0
4) Unincorporated Glynn, East of I-95	5.58%	35
5) Brunswick	11.48%	72

Glynn County Comprehensive Plan

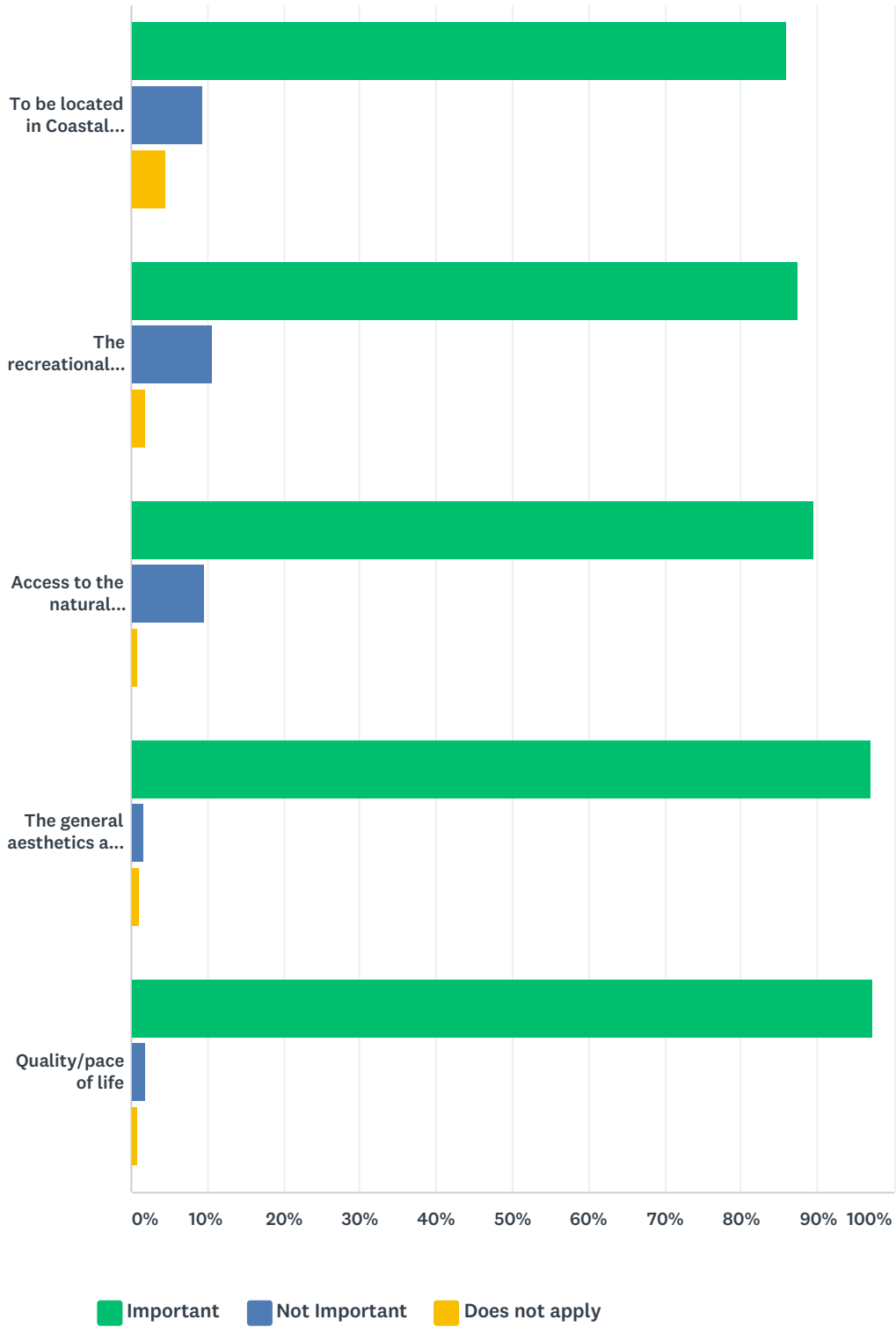
6) North Island	3.35%	21
7) Mid Island	13.08%	82
8) South Island	18.18%	114
9) Sea Island	1.12%	7
10) Jekyll Island	0.48%	3
I do not work in Glynn County	7.02%	44
I am not currently employed	2.07%	13
I am retired	36.36%	228
<b>TOTAL</b>		<b>627</b>

Q9 Please rate the following characteristics based on importance for why you choose to live, work, or own property in Glynn County.

Answered: 627 Skipped: 1



# Glynn County Comprehensive Plan



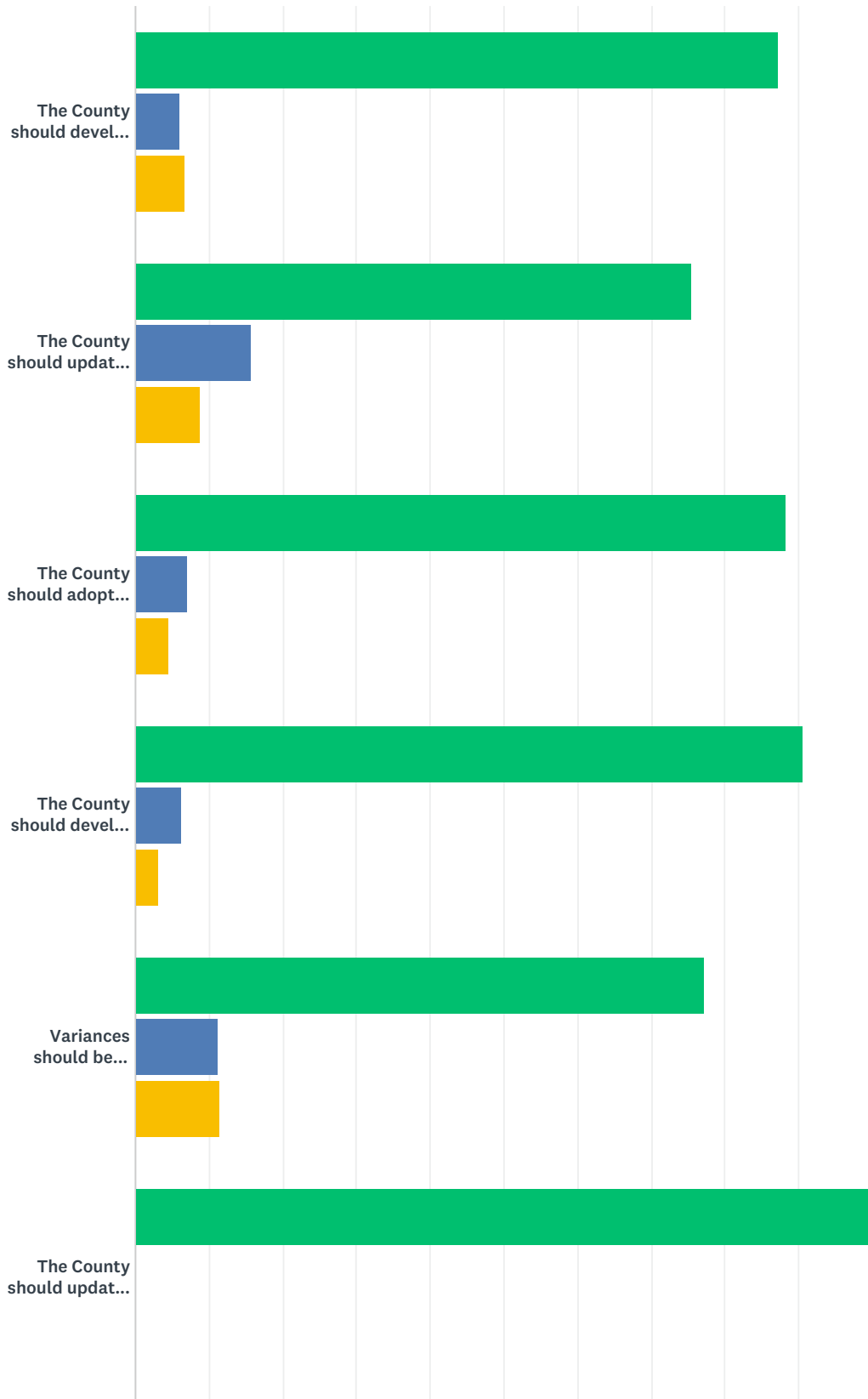
	IMPORTANT	NOT IMPORTANT	DOES NOT APPLY	TOTAL
The variety of retirement services	37.73% 229	39.87% 242	22.41% 136	607
Employment/Job	48.57% 289	13.28% 79	38.15% 227	595

## Glynn County Comprehensive Plan

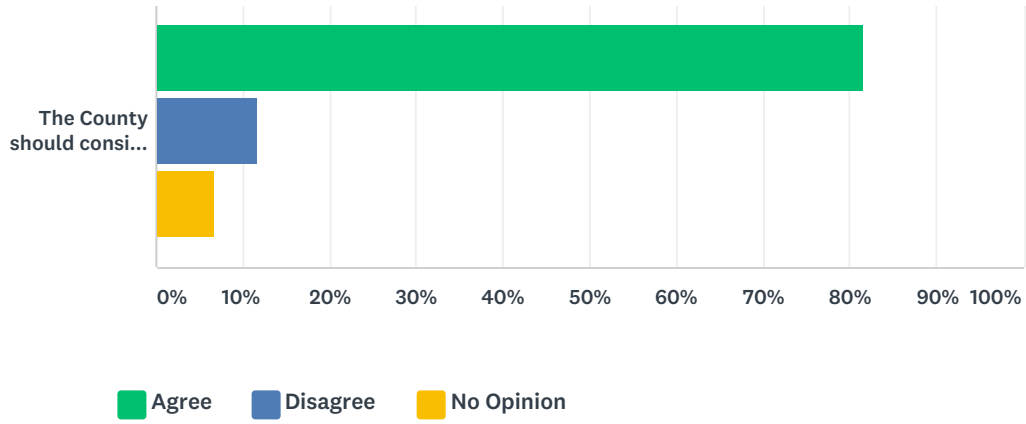
The quality of schools	49.67% 298	15.33% 92	35.00% 210	600
Affordability of property and homes	69.19% 420	23.23% 141	7.58% 46	607
The cultural activities available here	73.61% 449	21.64% 132	4.75% 29	610
To be located in Coastal Georgia	85.99% 528	9.45% 58	4.56% 28	614
The recreational activities available here	87.48% 538	10.73% 66	1.79% 11	615
Access to the natural environment and activities related to the natural environment	89.64% 554	9.55% 59	0.81% 5	618
The general aesthetics and attractiveness of the area	97.10% 602	1.77% 11	1.13% 7	620
Quality/pace of life	97.25% 602	1.94% 12	0.81% 5	619

### Q10 Please state whether you agree, disagree, or have no opinion with the following statements:

Answered: 628 Skipped: 0



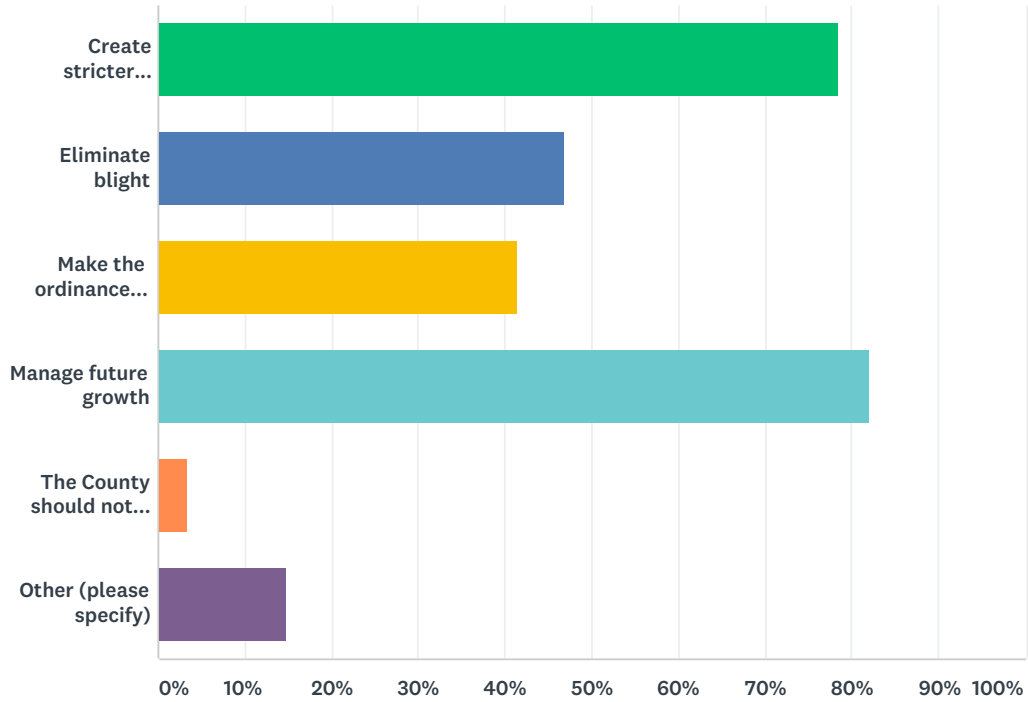
## Glynn County Comprehensive Plan



	AGREE	DISAGREE	NO OPINION	TOTAL
The County should develop programs/regulations/incentives that preserve historic buildings	87.22% 546	6.07% 38	6.71% 42	626
The County should update existing design guidelines to require sidewalks, street lights, and parks in new development even if it increases the cost of buying and owning a home in that development	75.44% 470	15.73% 98	8.83% 55	623
The County should adopt regulations that require green space preservation in new development	88.34% 553	7.03% 44	4.63% 29	626
The County should develop a program to acquire and protect land for parks, scenic corridors, and other low impact recreational activities	90.68% 564	6.27% 39	3.05% 19	622
Variances should be granted only when they meet the land code's definition of a true hardship	77.24% 482	11.22% 70	11.54% 72	624
The County should consider the impacts of sea level rise when regulating future development	81.57% 509	11.70% 73	6.73% 42	624

# Q11 Should the County update its zoning ordinance to do the following?

Answered: 623 Skipped: 5

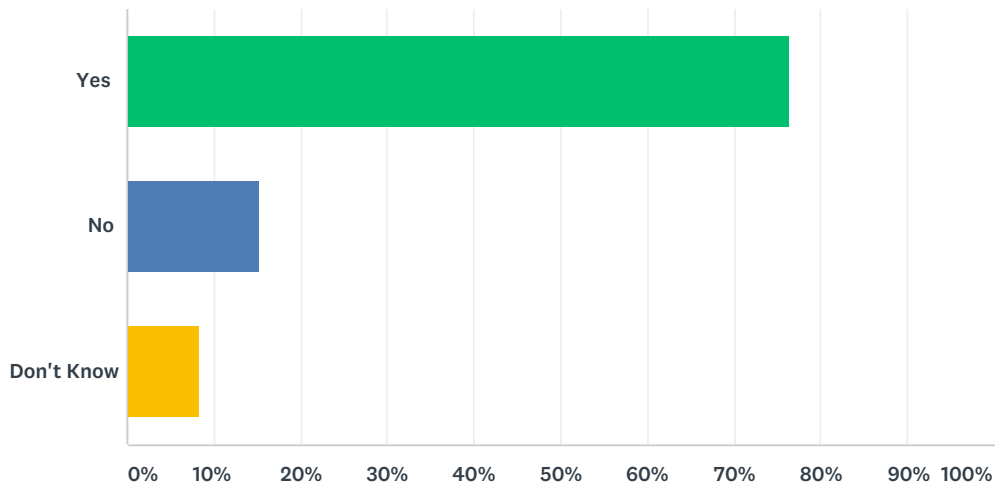


ANSWER CHOICES	RESPONSES	
Create stricter guidelines for development	78.49%	489
Eliminate blight	46.87%	292
Make the ordinance easier to understand	41.41%	258
Manage future growth	82.02%	511
The County should not update the zoning ordinance	3.37%	21
Other (please specify)	14.77%	92
Total Respondents: 623		



### Q12 Are you aware of how your property and surrounding property is zoned and what is allowed or not allowed to be built in your area?

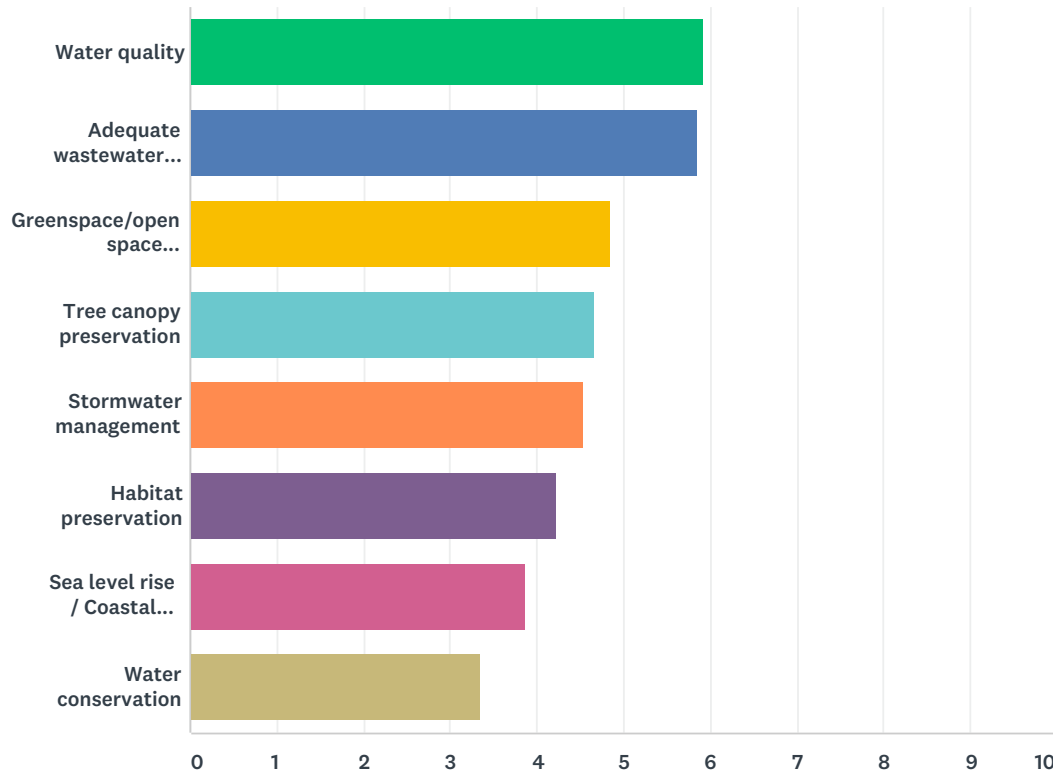
Answered: 624 Skipped: 4



ANSWER CHOICES	RESPONSES	
Yes	76.44%	477
No	15.22%	95
Don't Know	8.33%	52
TOTAL		624

### Q13 Please rank the following environmental topics based on how important you feel they are with 1 being the most important.

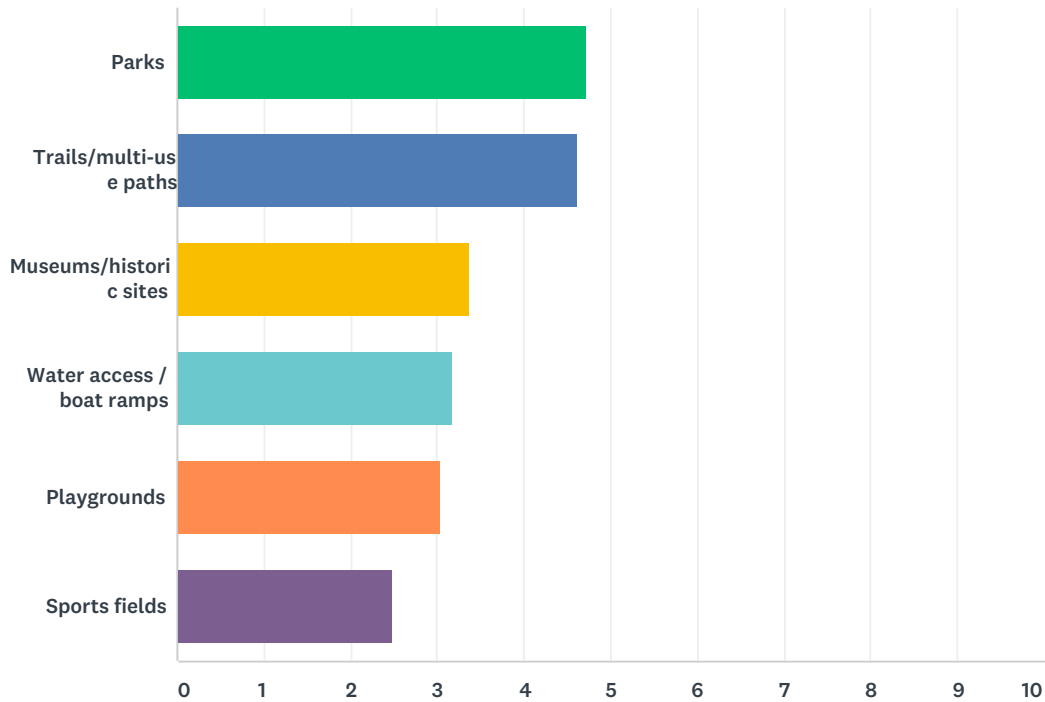
Answered: 616 Skipped: 12



	1	2	3	4	5	6	7	8	TOTAL	SCORE
Water quality	27.59% 144	21.65% 113	13.60% 71	12.64% 66	10.15% 53	8.05% 42	3.64% 19	2.68% 14	522	5.92
Adequate wastewater treatment capacity	25.38% 134	23.67% 125	16.10% 85	9.66% 51	8.71% 46	8.14% 43	4.55% 24	3.79% 20	528	5.86
Greenspace/openspace preservation	14.81% 76	14.81% 76	12.67% 65	13.26% 68	12.67% 65	13.26% 68	11.11% 57	7.41% 38	513	4.85
Tree canopy preservation	16.15% 88	11.38% 62	11.74% 64	12.48% 68	15.41% 84	10.83% 59	9.36% 51	12.66% 69	545	4.67
Stormwater management	4.26% 22	12.96% 67	19.92% 103	16.63% 86	13.73% 71	14.31% 74	10.06% 52	8.12% 42	517	4.54
Habitat preservation	6.72% 35	9.02% 47	13.44% 70	15.36% 80	14.59% 76	16.12% 84	16.70% 87	8.06% 42	521	4.22
Sea level rise / Coastal flooding	13.12% 71	6.84% 37	9.43% 51	7.95% 43	11.28% 61	12.38% 67	16.45% 89	22.55% 122	541	3.87
Water conservation	6.09% 35	6.09% 35	6.96% 40	11.48% 66	10.78% 62	11.48% 66	20.35% 117	26.78% 154	575	3.35

**Q14 On which of the following recreational facilities should the County focus additional financial resources? Please rank in order of importance with 1 being the most important.**

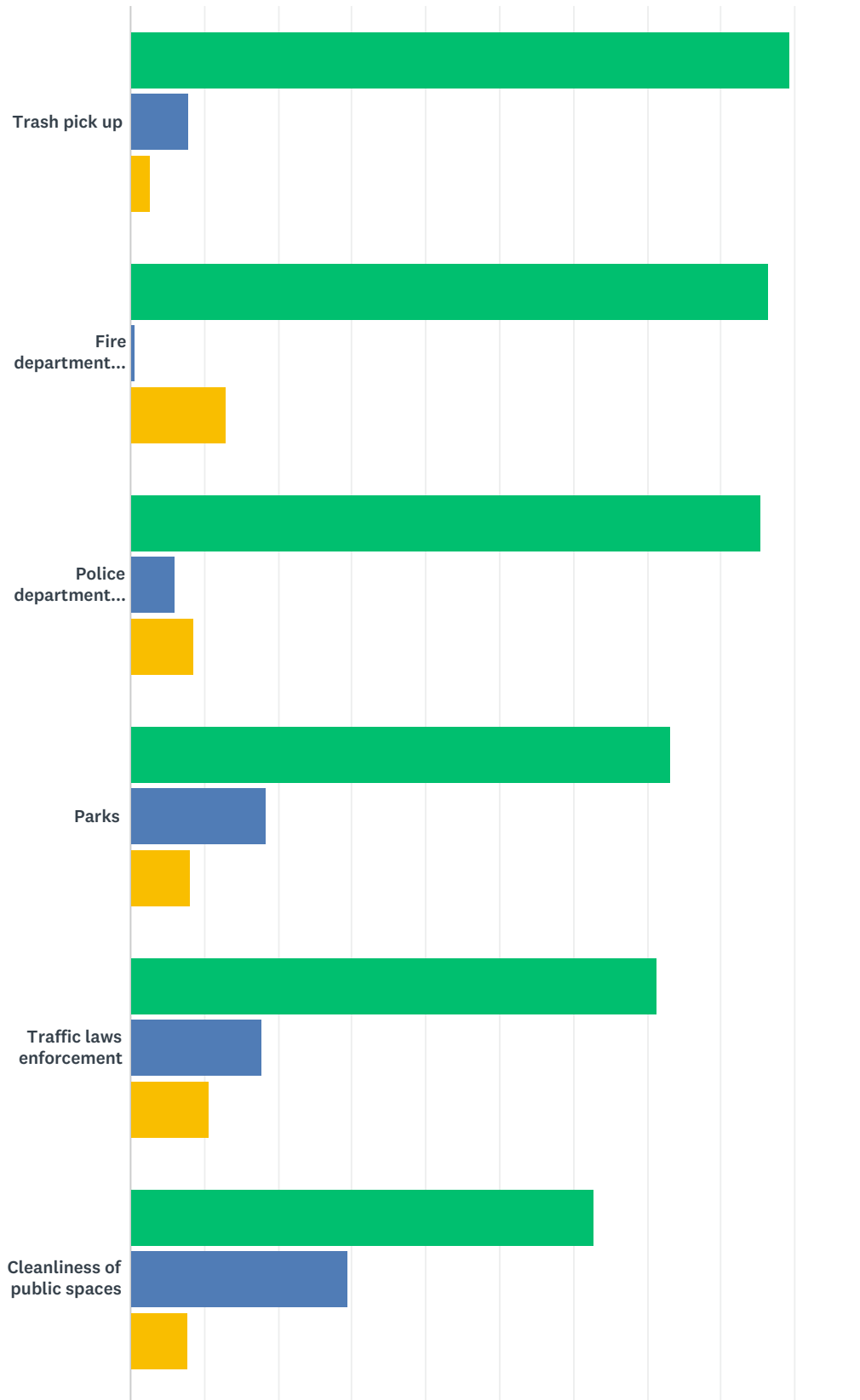
Answered: 604 Skipped: 24



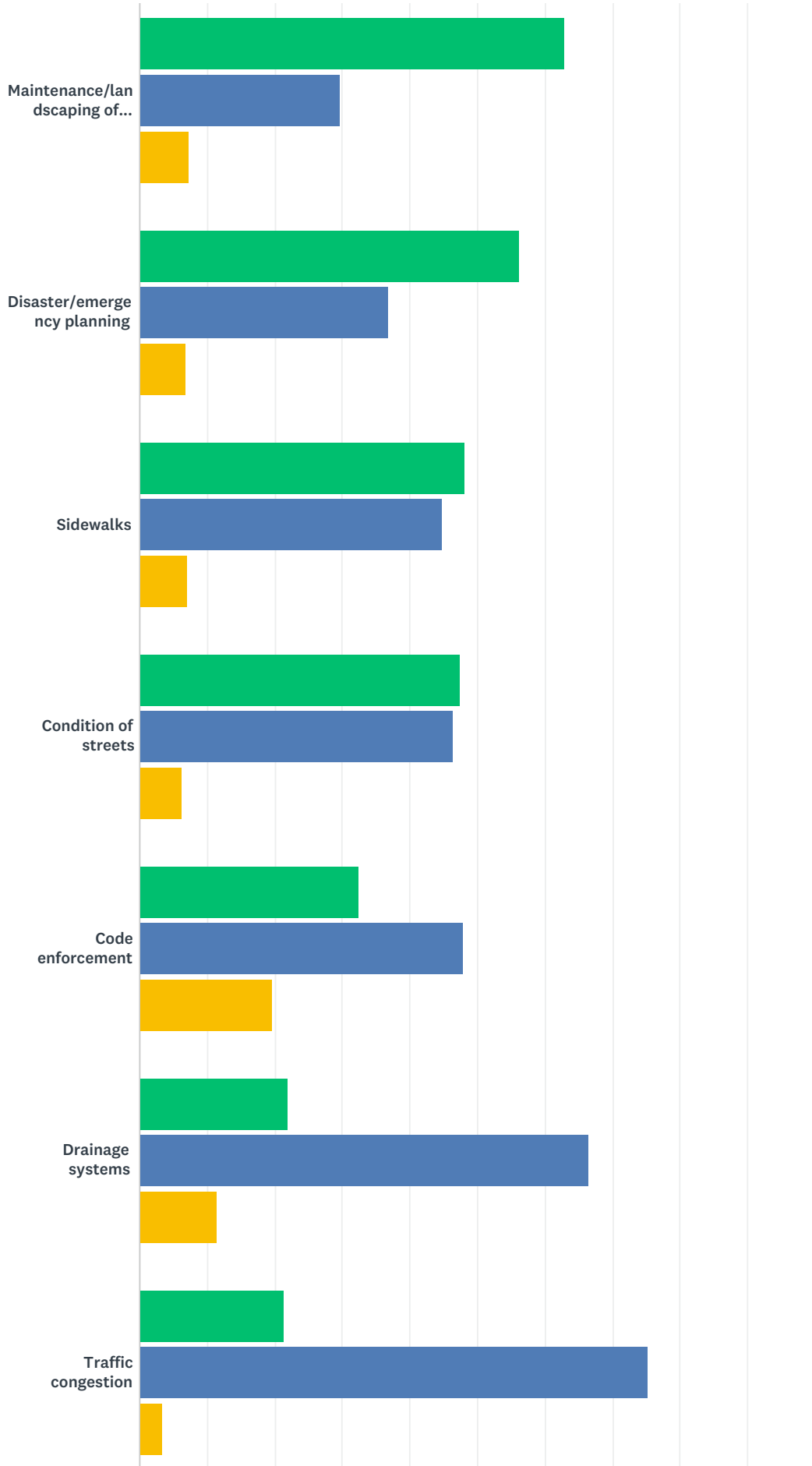
	1	2	3	4	5	6	TOTAL	SCORE
Parks	31.66% 170	33.52% 180	19.18% 103	9.31% 50	3.35% 18	2.98% 16	537	4.72
Trails/multi-use paths	36.03% 196	27.94% 152	15.26% 83	9.01% 49	7.72% 42	4.04% 22	544	4.63
Museums/historic sites	11.50% 63	14.96% 82	22.81% 125	17.15% 94	16.24% 89	17.34% 95	548	3.36
Water access / boat ramps	16.14% 92	11.40% 65	14.21% 81	14.91% 85	18.07% 103	25.26% 144	570	3.17
Playgrounds	5.28% 29	9.47% 52	19.13% 105	27.87% 153	25.87% 142	12.39% 68	549	3.03
Sports fields	4.89% 26	6.39% 34	11.84% 63	20.30% 108	24.25% 129	32.33% 172	532	2.50

### Q15 Please rate your level of satisfaction with each of the following public services or facilities:

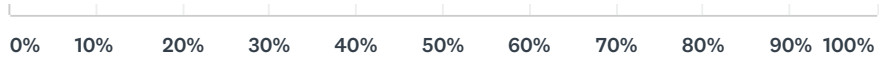
Answered: 626 Skipped: 2



# Glynn County Comprehensive Plan



## Glynn County Comprehensive Plan

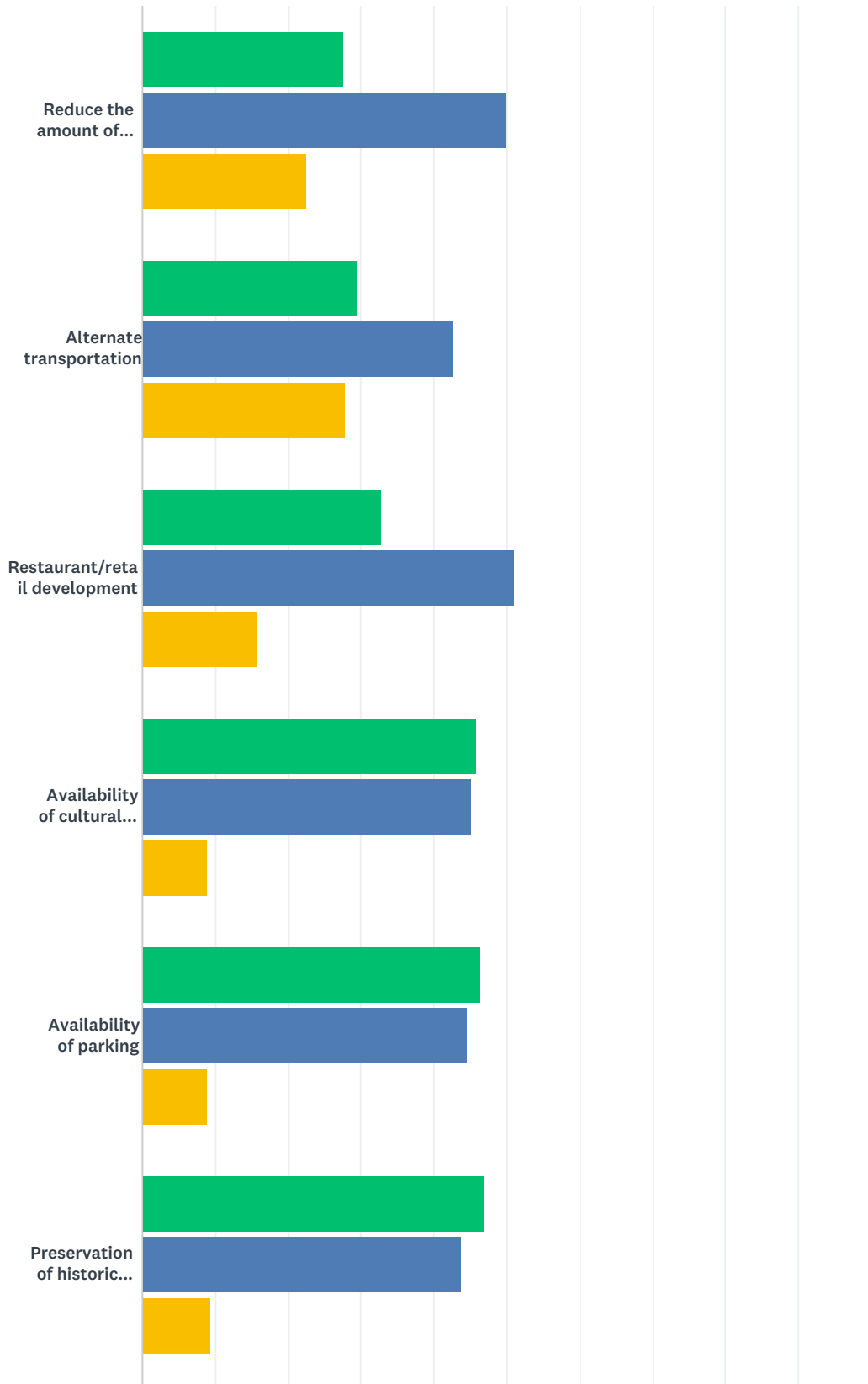


■ Satisfied   
 ■ Dissatisfied   
 ■ No Opinion

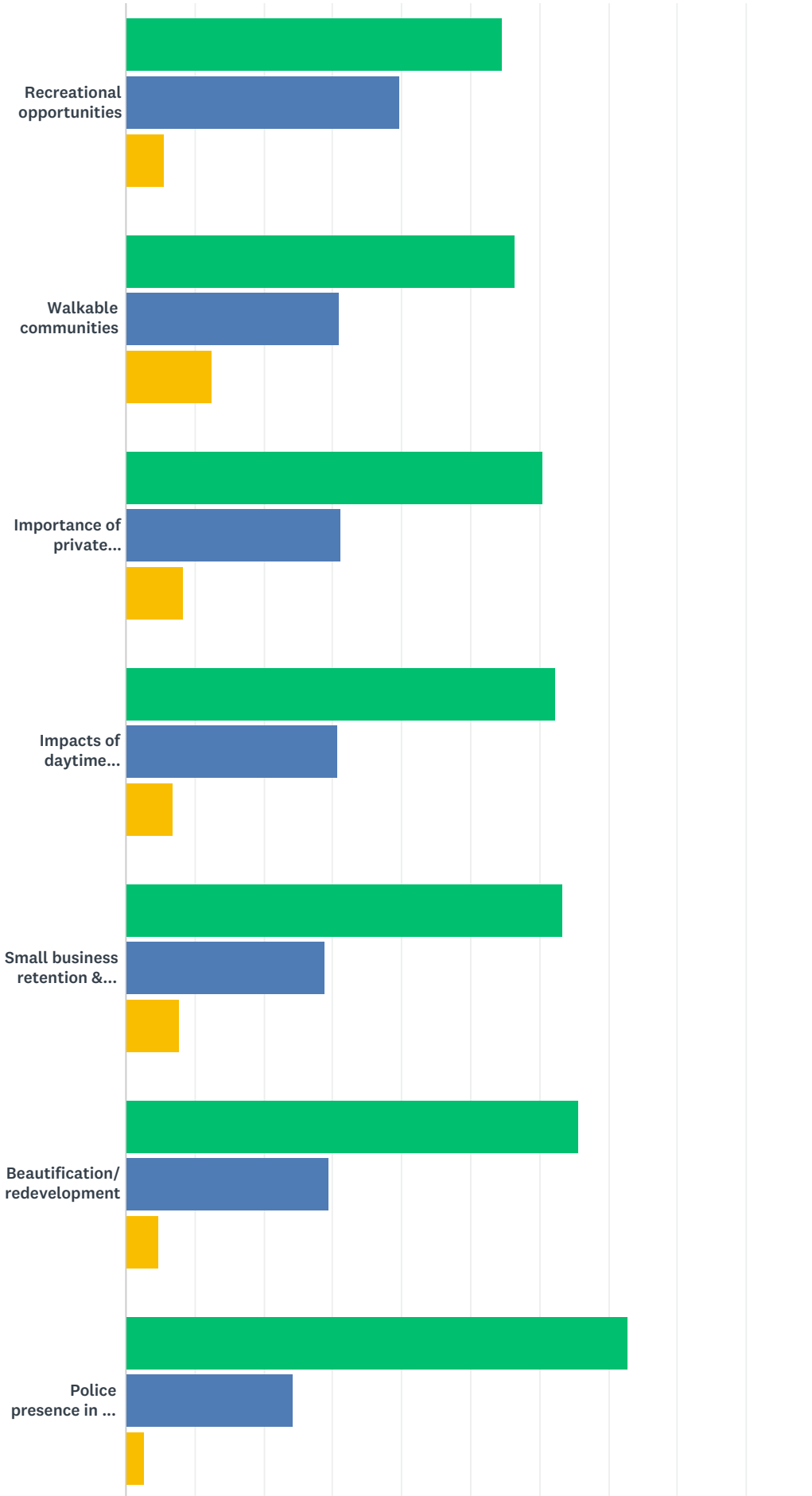
	SATISFIED	DISSATISFIED	NO OPINION	TOTAL
Trash pick up	89.39% 556	7.88% 49	2.73% 17	622
Fire department services	86.47% 537	0.64% 4	12.88% 80	621
Police department services	85.39% 532	6.10% 38	8.51% 53	623
Parks	73.30% 453	18.45% 114	8.25% 51	618
Traffic laws enforcement	71.38% 444	17.85% 111	10.77% 67	622
Cleanliness of public spaces	62.86% 391	29.42% 183	7.72% 48	622
Maintenance/landscaping of public areas	62.90% 390	29.68% 184	7.42% 46	620
Disaster/emergency planning	56.34% 351	36.76% 229	6.90% 43	623
Sidewalks	48.06% 297	44.82% 277	7.12% 44	618
Condition of streets	47.48% 292	46.34% 285	6.18% 38	615
Code enforcement	32.47% 200	47.89% 295	19.64% 121	616
Drainage systems	22.04% 136	66.45% 410	11.51% 71	617
Traffic congestion	21.29% 132	75.32% 467	3.39% 21	620

# Q16 How much of a priority do you feel the following issues are for Glynn County?

Answered: 627 Skipped: 1

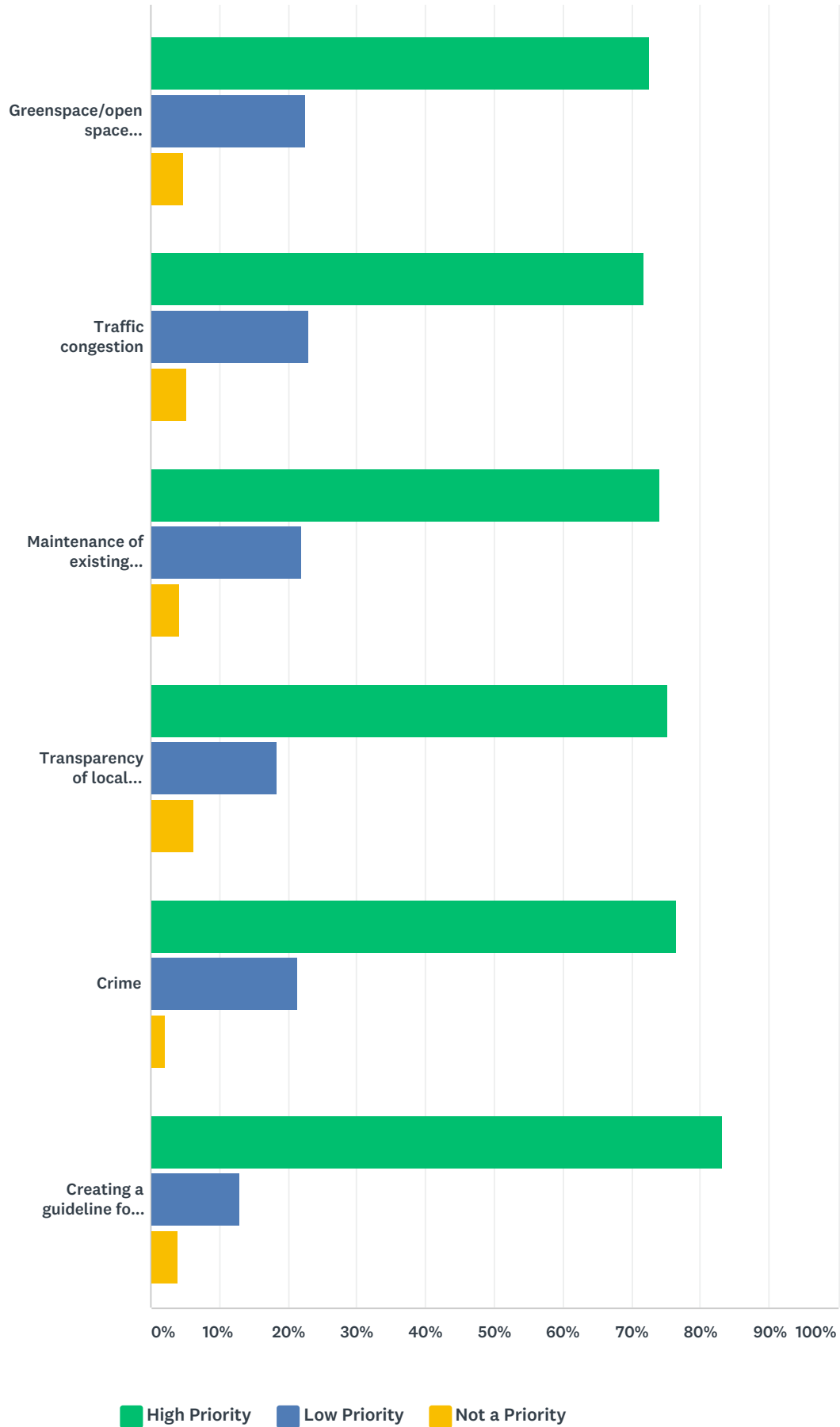


# Glynn County Comprehensive Plan





# Glynn County Comprehensive Plan



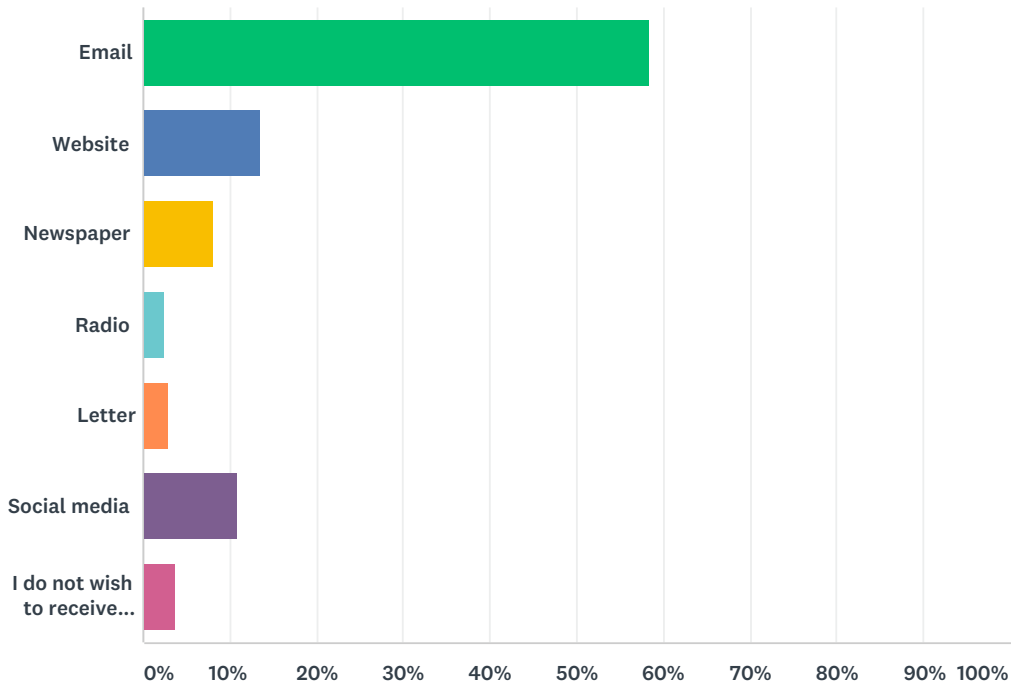
HIGH PRIORITY	LOW PRIORITY	NOT A PRIORITY	TOTAL
---------------	--------------	----------------	-------

## Glynn County Comprehensive Plan

Reduce the amount of traffic control signage	27.51% 167	49.92% 303	22.57% 137	607
Alternate transportation	29.58% 181	42.65% 261	27.78% 170	612
Restaurant/retail development	32.95% 200	51.07% 310	15.98% 97	607
Availability of cultural activities	45.92% 281	45.10% 276	8.99% 55	612
Availability of parking	46.45% 281	44.46% 269	9.09% 55	605
Preservation of historic homes	46.90% 287	43.63% 267	9.48% 58	612
Recreational opportunities	54.50% 333	39.77% 243	5.73% 35	611
Walkable communities	56.46% 345	30.93% 189	12.60% 77	611
Importance of private property rights	60.40% 366	31.19% 189	8.42% 51	606
Impacts of daytime visitors and tourists	62.27% 378	30.81% 187	6.92% 42	607
Small business retention & recruitment	63.49% 386	28.78% 175	7.73% 47	608
Beautification/redevelopment	65.67% 394	29.50% 177	4.83% 29	600
Police presence in the community	72.86% 443	24.34% 148	2.80% 17	608
Greenspace/openspace preservation	72.55% 444	22.55% 138	4.90% 30	612
Traffic congestion	71.75% 447	22.95% 143	5.30% 33	623
Maintenance of existing development	73.98% 452	21.93% 134	4.09% 25	611
Transparency of local government	75.41% 460	18.36% 112	6.23% 38	610
Crime	76.55% 470	21.34% 131	2.12% 13	614
Creating a guideline for future development	83.20% 515	12.92% 80	3.88% 24	619

## Q17 How would you prefer to receive communication from Glynn County?

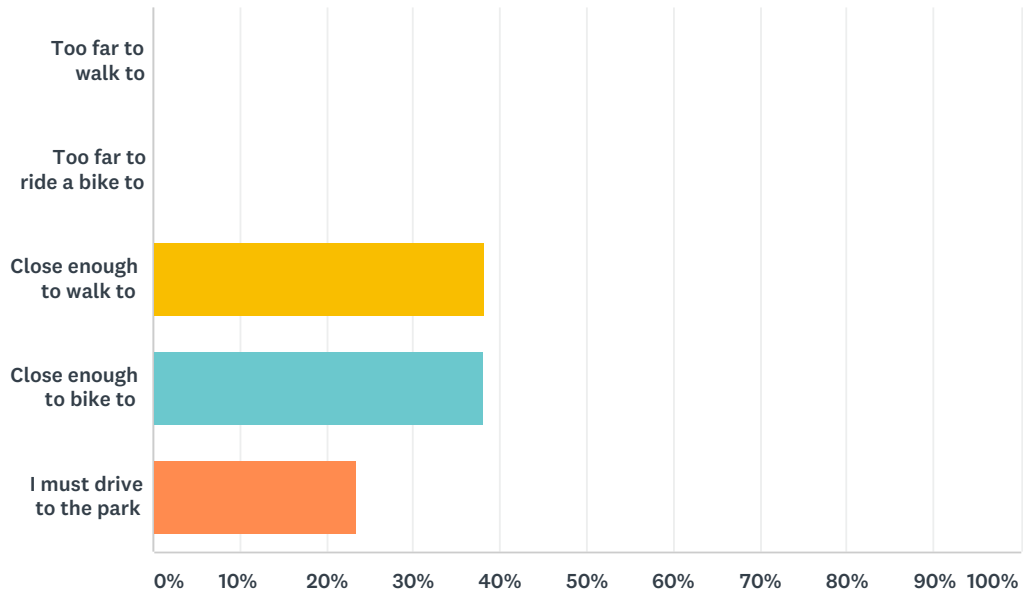
Answered: 620 Skipped: 8



ANSWER CHOICES	RESPONSES	
Email	58.39%	362
Website	13.55%	84
Newspaper	8.06%	50
Radio	2.42%	15
Letter	2.90%	18
Social media	10.97%	68
I do not wish to receive communication from the County	3.71%	23
<b>TOTAL</b>		<b>620</b>

## Q18 How close is the nearest park to your home?

Answered: 621 Skipped: 7



ANSWER CHOICES	RESPONSES	
Too far to walk to	0.00%	0
Too far to ride a bike to	0.00%	0
Close enough to walk to	38.33%	238
Close enough to bike to	38.16%	237
I must drive to the park	23.51%	146
<b>TOTAL</b>		<b>621</b>

## Q19 What is your favorite place in the County and why?

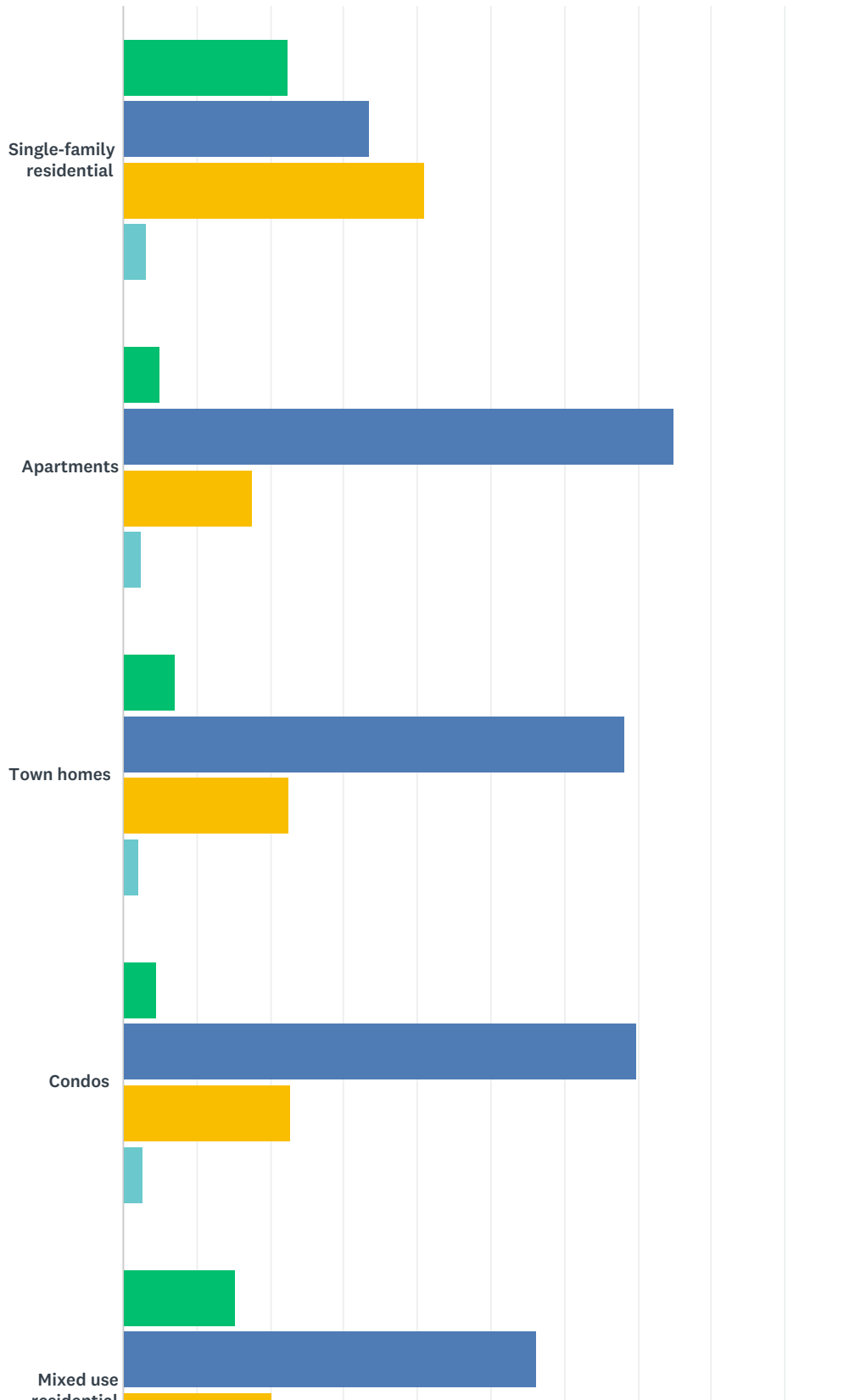
Answered: 527 Skipped: 101

**Q20 What is the greatest challenge facing Glynn County that the County should plan for in the next 20 years?**

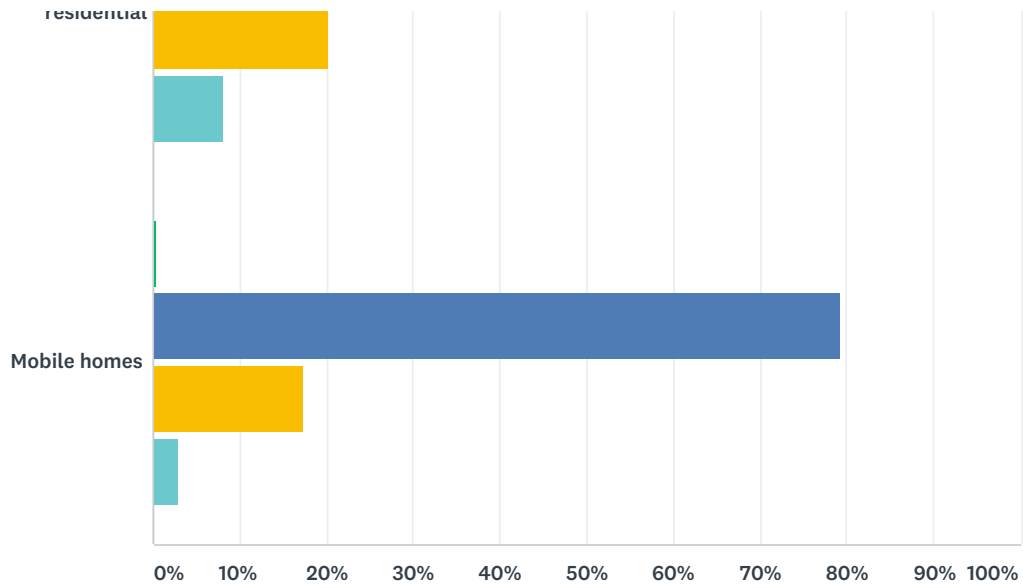
Answered: 566 Skipped: 62

# Q21 Do you think St. Simons Island needs more, less, or the same amount of the following types of housing?

Answered: 584 Skipped: 44



## Glynn County Comprehensive Plan



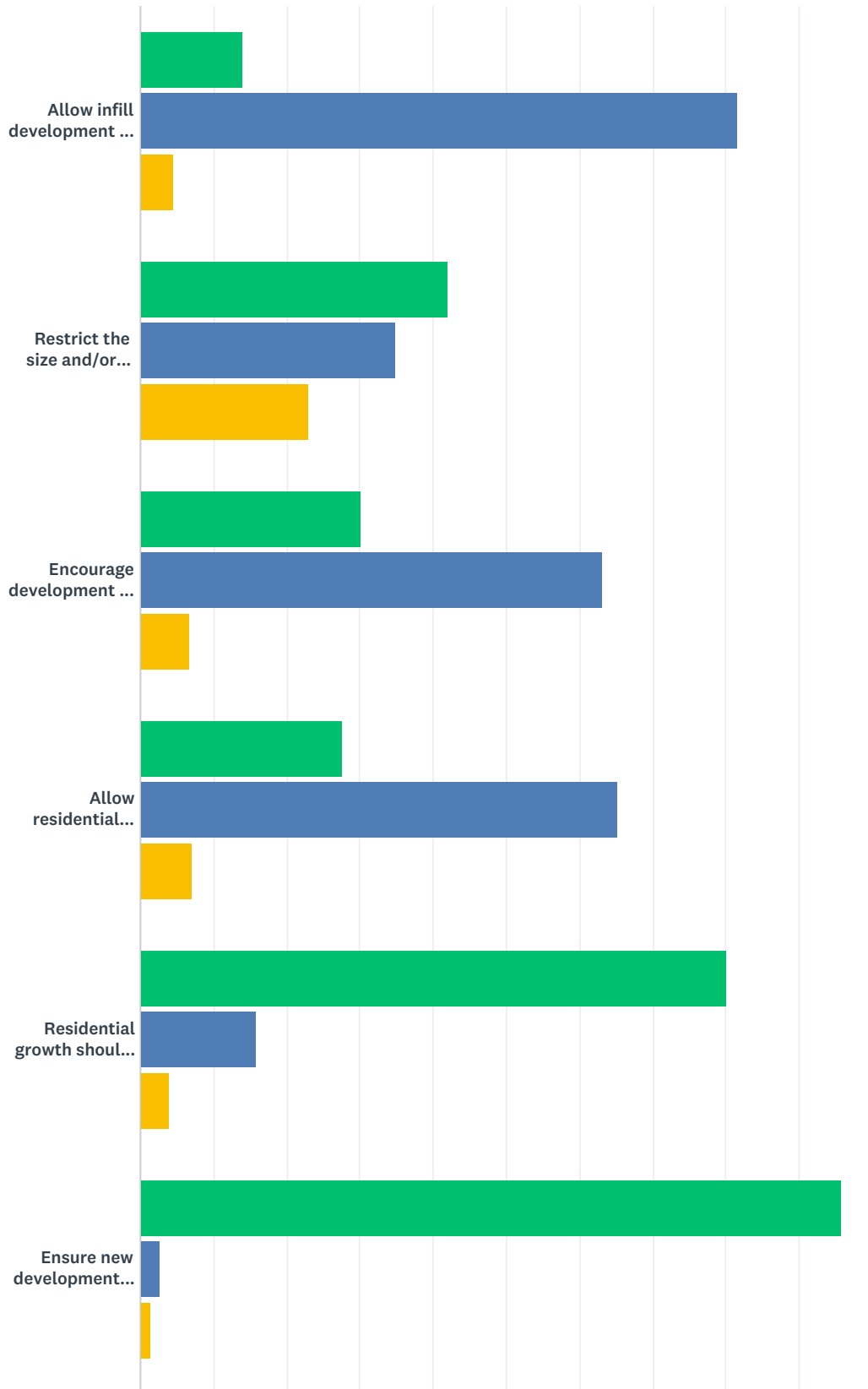
■ More   
 ■ Less   
 ■ Same   
 ■ Don't Know

	MORE	LESS	SAME	DON'T KNOW	TOTAL
Single-family residential	22.45% 130	33.51% 194	40.93% 237	3.11% 18	579
Apartments	5.03% 29	74.87% 432	17.50% 101	2.60% 15	577
Town homes	7.12% 41	68.23% 393	22.57% 130	2.08% 12	576
Condos	4.66% 27	69.78% 404	22.80% 132	2.76% 16	579
Mixed use residential	15.17% 88	56.38% 327	20.34% 118	8.10% 47	580
Mobile homes	0.35% 2	79.38% 458	17.33% 100	2.95% 17	577

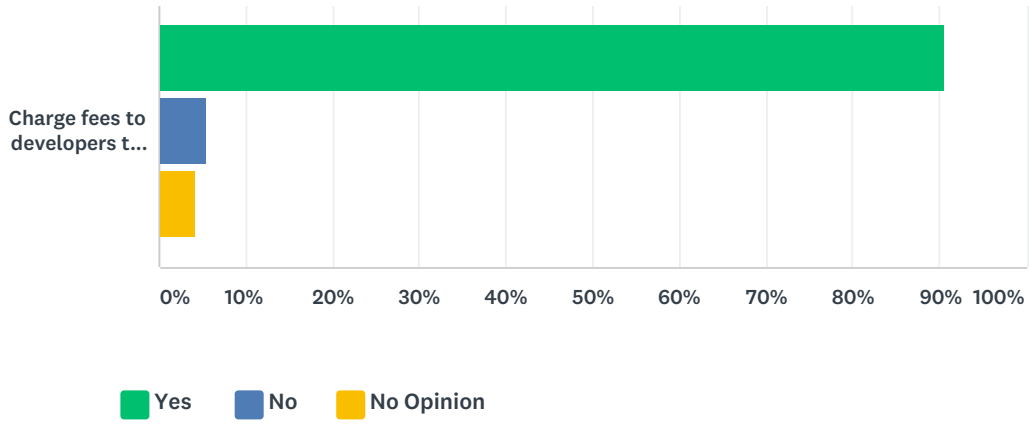


# Q22 Please rate how you think the County should address future residential development on St. Simons Island over the next 20 years?

Answered: 583 Skipped: 45



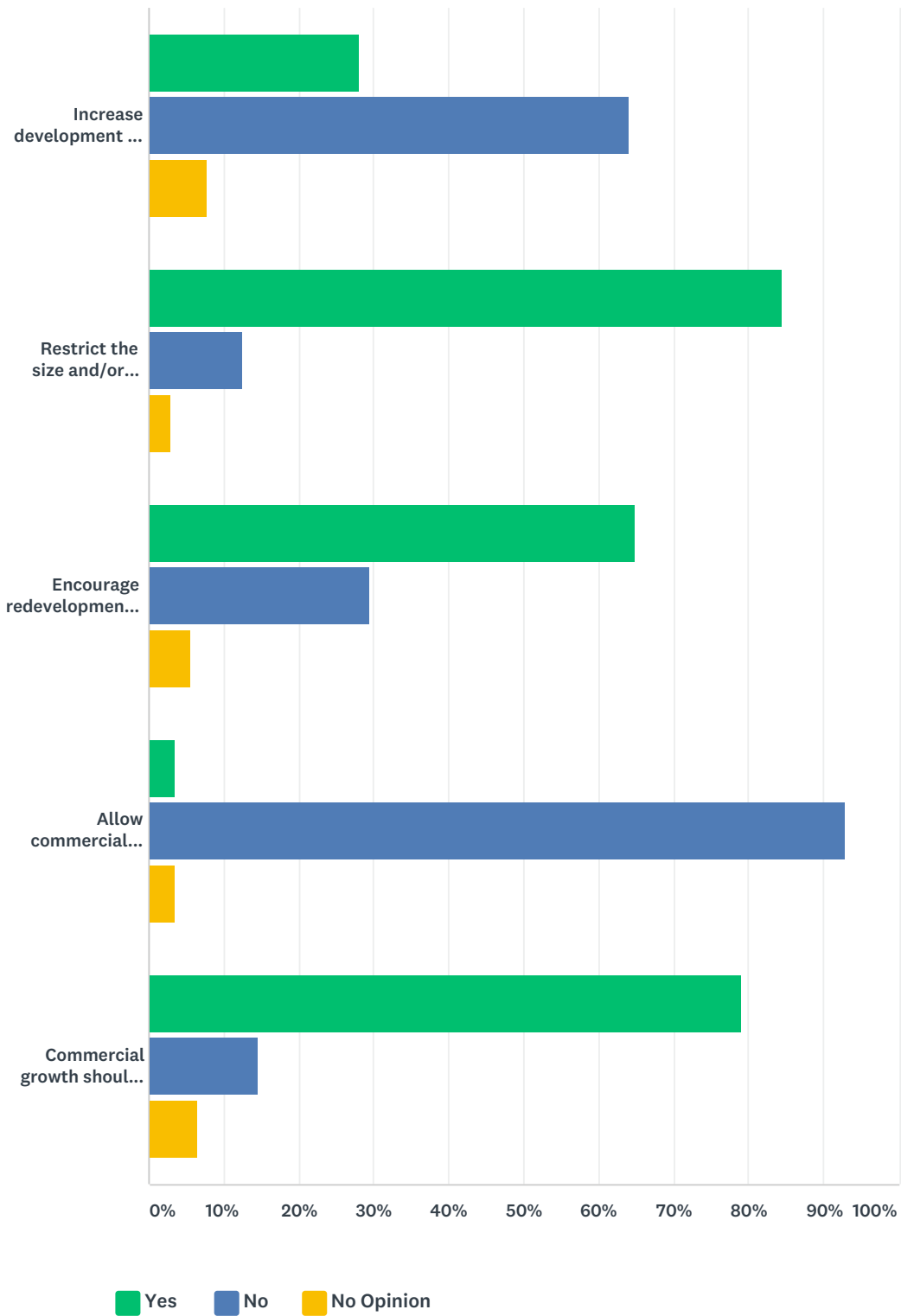
## Glynn County Comprehensive Plan



	YES	NO	NO OPINION	TOTAL
Allow infill development and increase density in existing residential areas	13.94% 80	81.53% 468	4.53% 26	574
Restrict the size and/or location of guest houses (ie. In-law suites)	42.14% 244	34.89% 202	22.97% 133	579
Encourage development of vacant and under-utilized property	30.10% 174	63.15% 365	6.75% 39	578
Allow residential development mixed with commercial development along major roadways (ie. Frederica, Demere, Sea Island, etc.)	27.60% 159	65.28% 376	7.12% 41	576
Residential growth should be limited	80.07% 462	15.94% 92	3.99% 23	577
Ensure new development does not negatively impact existing infrastructure	95.88% 558	2.75% 16	1.37% 8	582
Charge fees to developers to cover the cost of infrastructure improvements	90.52% 525	5.34% 31	4.14% 24	580

### Q23 Please rate how you think the County should address future commercial development on St. Simons Island over the next 20 years?

Answered: 579 Skipped: 49



YES	NO	NO OPINION	TOTAL
-----	----	------------	-------

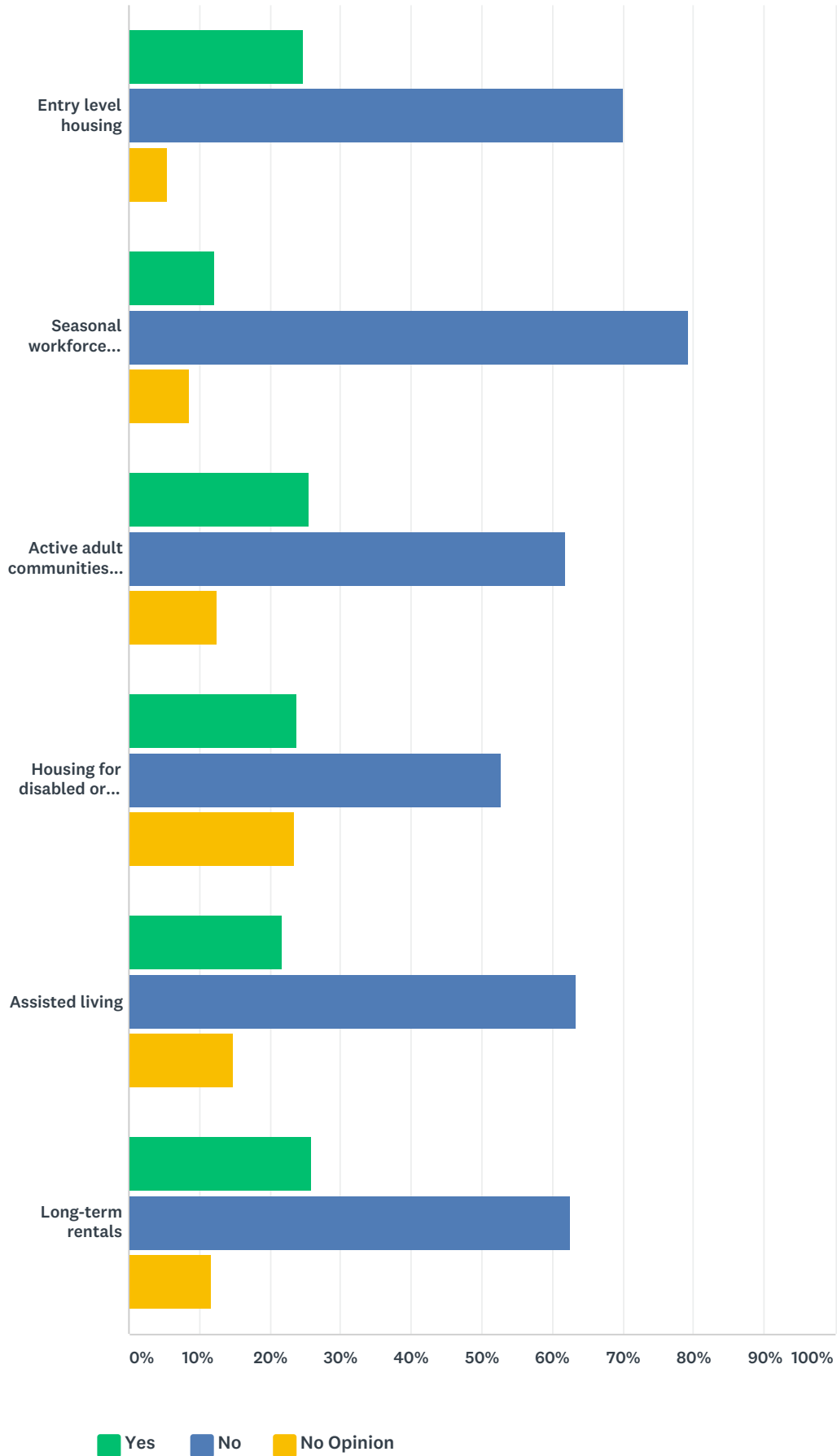
## Glynn County Comprehensive Plan

Increase development in existing commercial areas	28.13% 162	64.06% 369	7.81% 45	576
Restrict the size and/or location of future commercial development	84.58% 488	12.48% 72	2.95% 17	577
Encourage redevelopment of vacant and under-utilized commercial property	64.82% 374	29.46% 170	5.72% 33	577
Allow commercial development in residential areas	3.64% 21	92.89% 536	3.47% 20	577
Commercial growth should be limited	78.99% 455	14.58% 84	6.42% 37	576

**Q24 Do you feel there is a need for more of the following housing options on St. Simons Island?**

Answered: 582 Skipped: 46

# Glynn County Comprehensive Plan



■ Yes   
 ■ No   
 ■ No Opinion

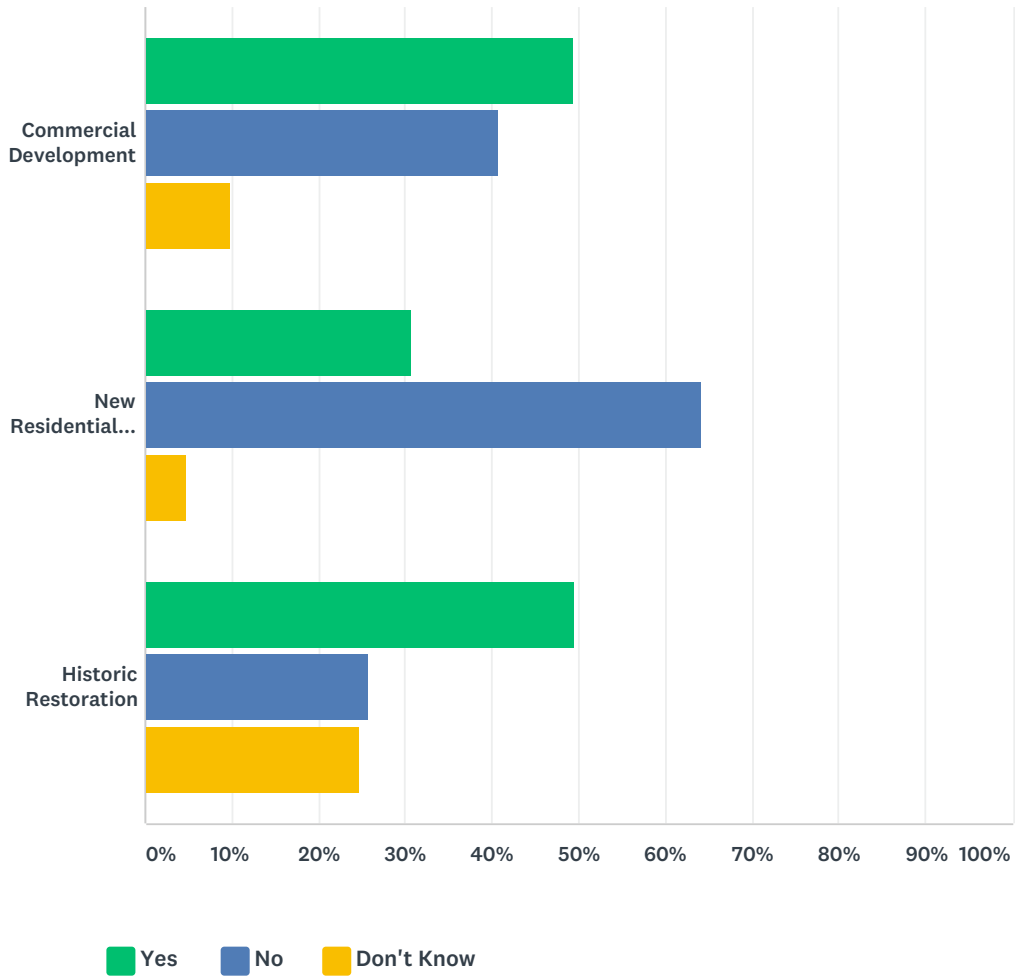
	YES	NO	NO OPINION	TOTAL
--	-----	----	------------	-------

## Glynn County Comprehensive Plan

Entry level housing	24.66% 143	70.00% 406	5.34% 31	580
Seasonal workforce housing	12.11% 70	79.24% 458	8.65% 50	578
Active adult communities (55+)	25.52% 148	61.90% 359	12.59% 73	580
Housing for disabled or individuals with special needs	23.78% 137	52.78% 304	23.44% 135	576
Assisted living	21.80% 126	63.32% 366	14.88% 86	578
Long-term rentals	25.87% 149	62.50% 360	11.63% 67	576

## Q25 Are you satisfied with the appearance of the following types of new development on St. Simons Island?

Answered: 573 Skipped: 55

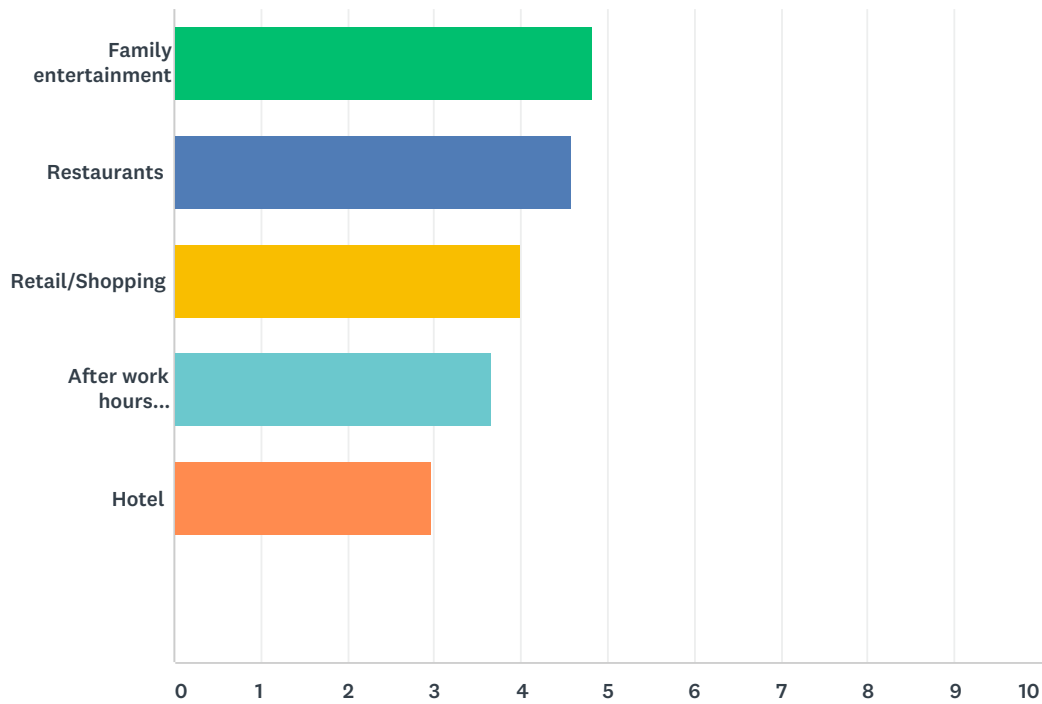


	YES	NO	DON'T KNOW	TOTAL
Commercial Development	49.30% 281	40.88% 233	9.82% 56	570
New Residential Development	30.82% 176	64.27% 367	4.90% 28	571
Historic Restoration	49.56% 280	25.66% 145	24.78% 140	565



## Q26 Please rank which service related businesses you feel we need more of on St. Simons Island?

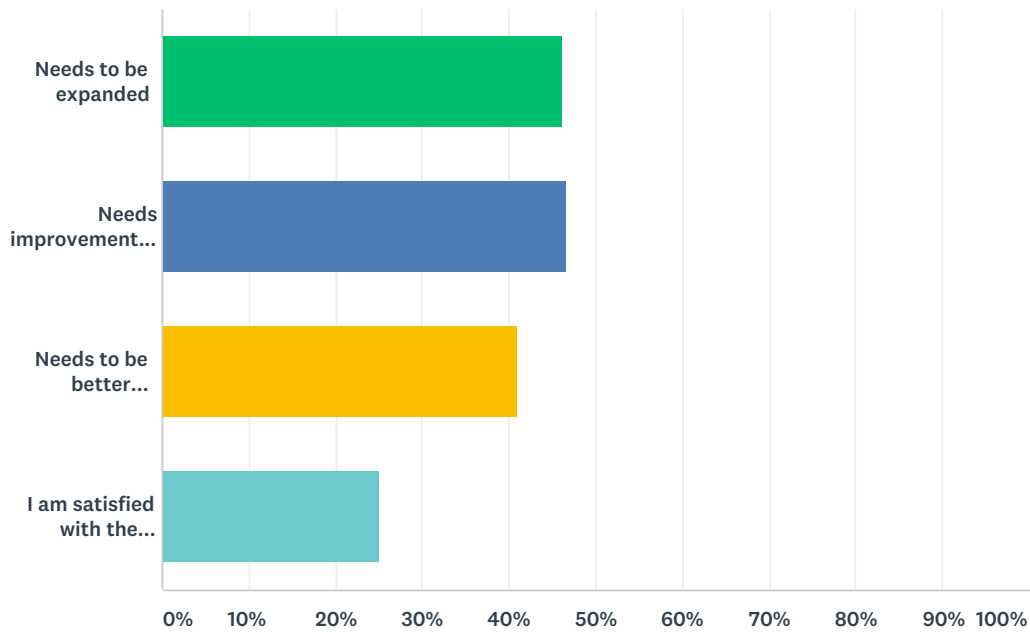
Answered: 496 Skipped: 132



	1	2	3	4	5	6	TOTAL	SCORE
Family entertainment	40.72% 182	23.94% 107	16.78% 75	14.32% 64	4.25% 19	0.00% 0	447	4.83
Restaurants	34.49% 149	22.69% 98	19.68% 85	13.89% 60	9.26% 40	0.00% 0	432	4.59
Retail/Shopping	12.11% 51	24.23% 102	28.50% 120	21.85% 92	13.30% 56	0.00% 0	421	4.00
After work hours entertainment	12.25% 55	20.27% 91	18.04% 81	20.71% 93	28.73% 129	0.00% 0	449	3.67
Hotel	4.21% 18	7.24% 31	16.12% 69	26.17% 112	46.26% 198	0.00% 0	428	2.97

## Q27 What is your opinion on the existing sidewalk, bicycle, and trail system on St. Simons Island?

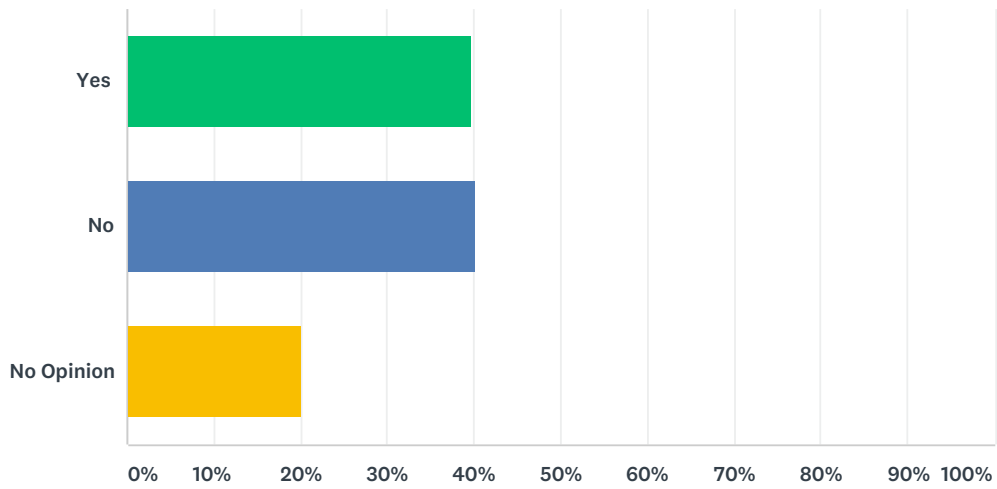
Answered: 577 Skipped: 51



ANSWER CHOICES	RESPONSES	
Needs to be expanded	46.27%	267
Needs improvement (poor condition)	46.62%	269
Needs to be better connectivity	40.90%	236
I am satisfied with the existing network of sidewalk and trails	25.13%	145
Total Respondents: 577		

## Q28 Do you find short-term rentals in residential neighborhoods to be a problem on St. Simons Island?

Answered: 581 Skipped: 47



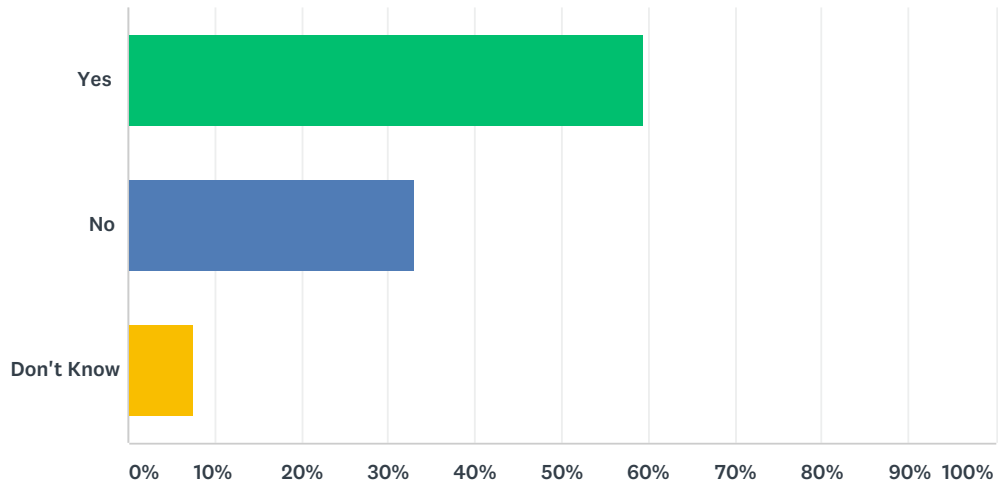
ANSWER CHOICES	RESPONSES	
Yes	39.76%	231
No	40.10%	233
No Opinion	20.14%	117
<b>TOTAL</b>		<b>581</b>

**Q29 If you answered 'Yes' to question 28, please describe why.**

Answered: 218 Skipped: 410

### Q30 Should the County restrict golf cart usage on St. Simons Island?

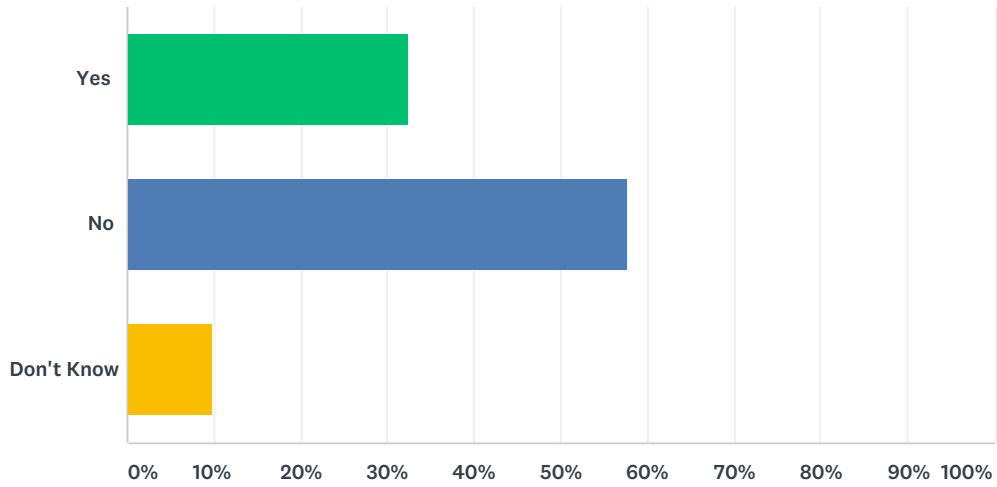
Answered: 582 Skipped: 46



ANSWER CHOICES	RESPONSES	
Yes	59.45%	346
No	32.99%	192
Don't Know	7.56%	44
<b>TOTAL</b>		<b>582</b>

### Q31 Should the County do more to accommodate golf cart usage on St. Simons Island?

Answered: 576 Skipped: 52



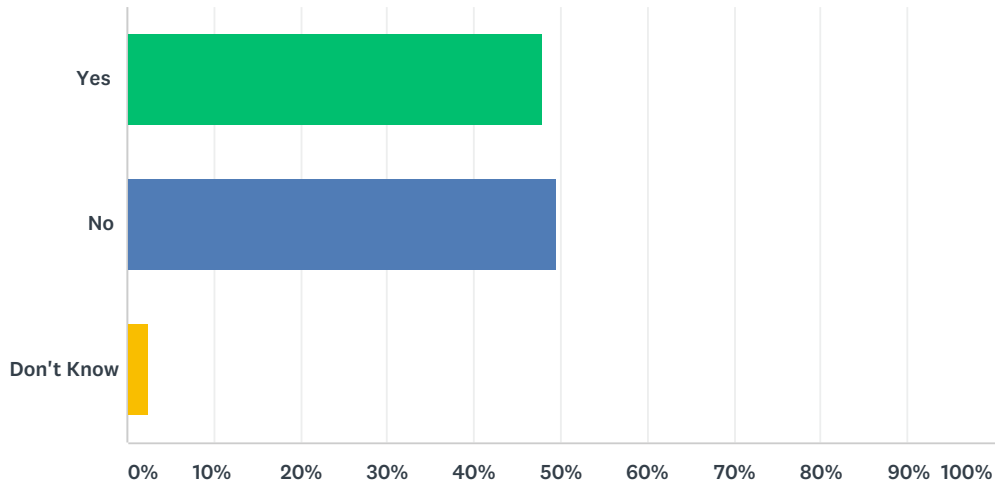
ANSWER CHOICES	RESPONSES	
Yes	32.47%	187
No	57.64%	332
Don't Know	9.90%	57
<b>TOTAL</b>		<b>576</b>

Q32 If you answered 'Yes' to question 30 or 31, please elaborate ...

Answered: 342 Skipped: 286

### Q33 Do you find the availability of parking in the Village on St. Simons Island to be a significant issue?

Answered: 581 Skipped: 47

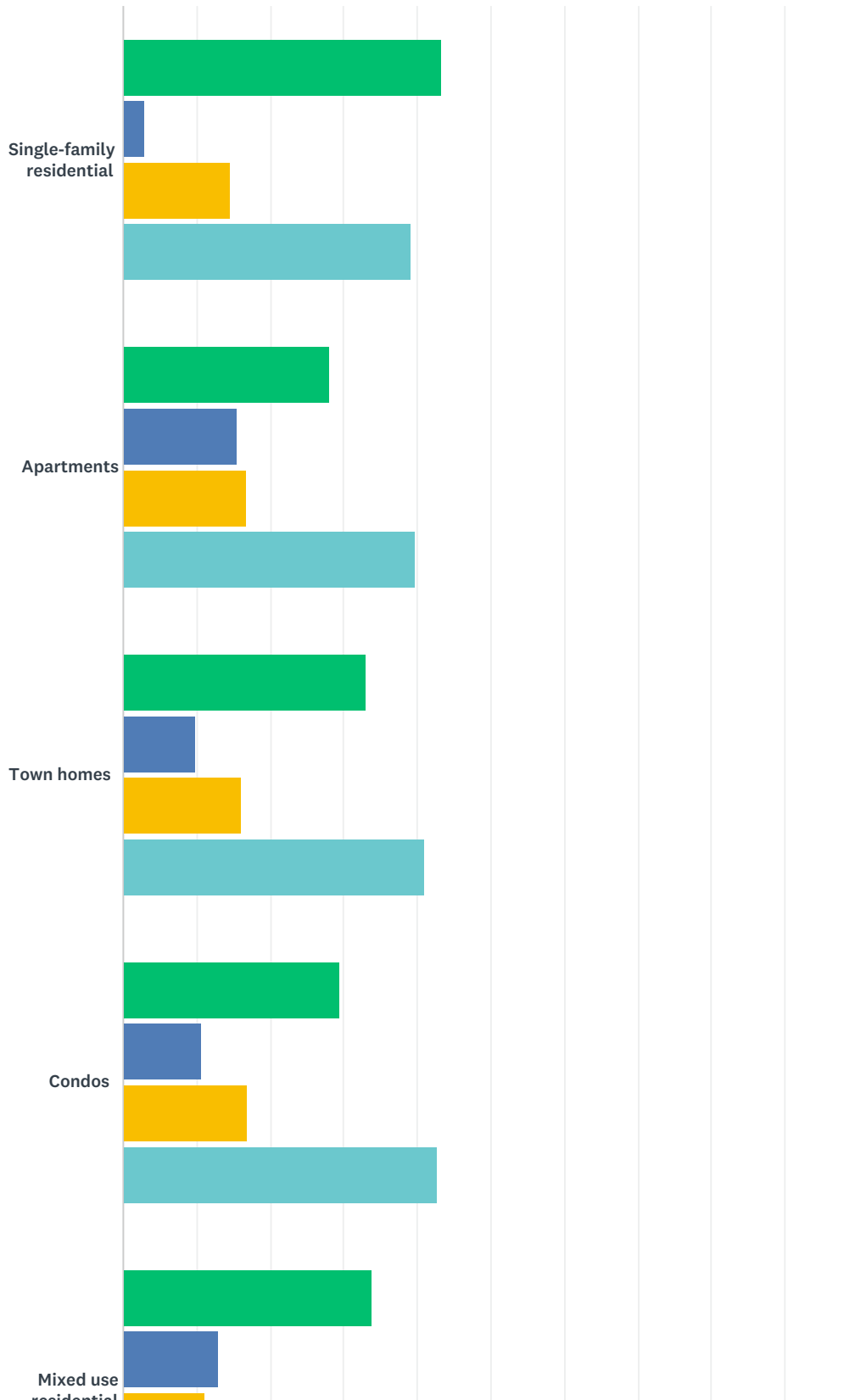


ANSWER CHOICES	RESPONSES	
Yes	47.85%	278
No	49.57%	288
Don't Know	2.58%	15
<b>TOTAL</b>		<b>581</b>

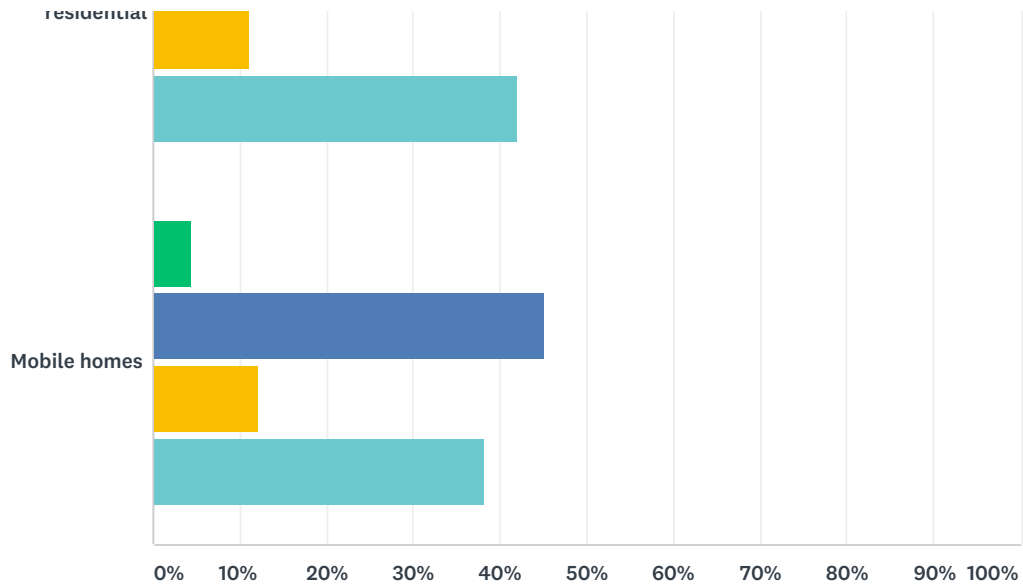


### Q34 Do you think the Mainland needs more, less, or the same amount of the following types of housing?

Answered: 548 Skipped: 80



## Glynn County Comprehensive Plan

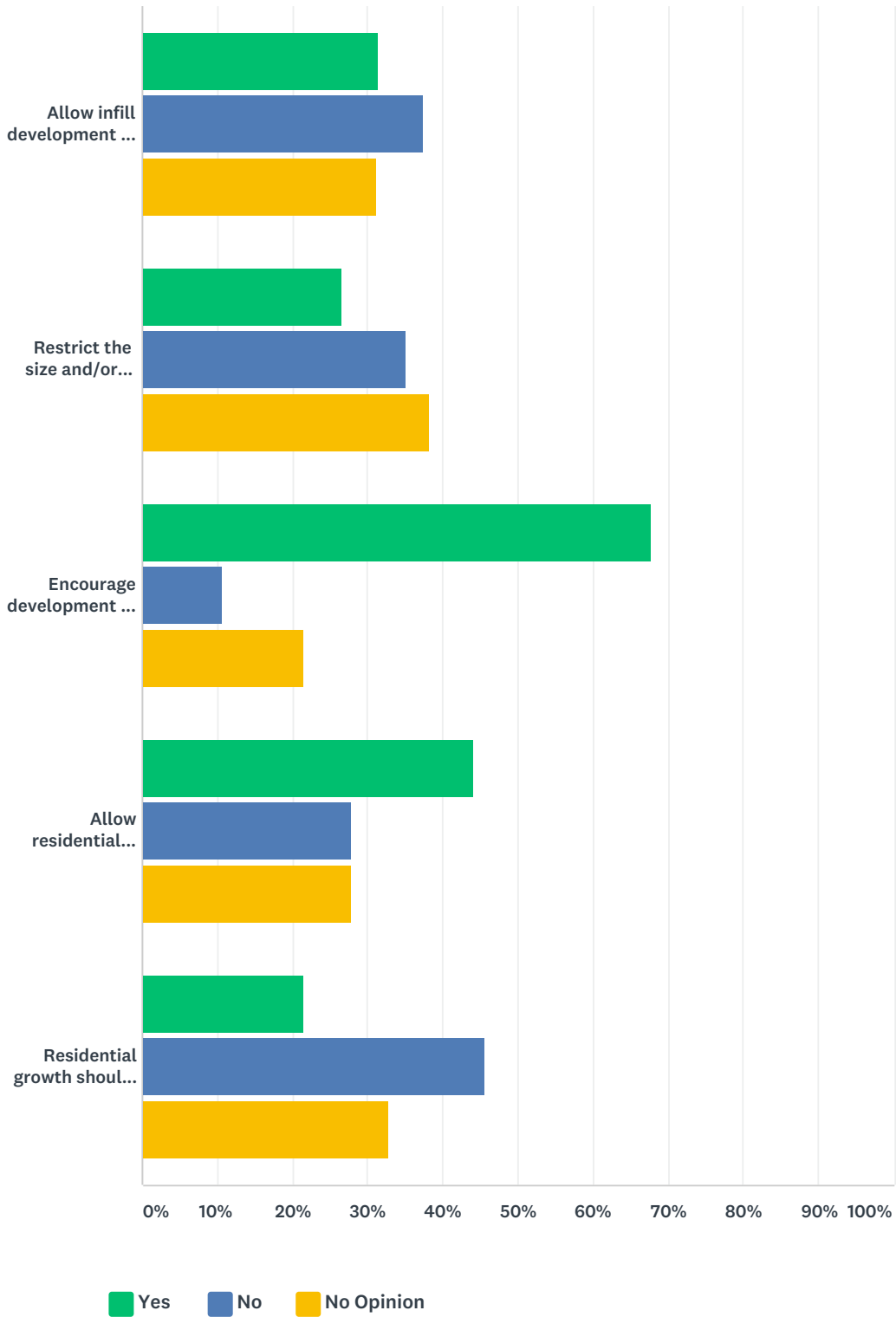


■ More   
 ■ Less   
 ■ Same   
 ■ Don't Know

	MORE	LESS	SAME	DON'T KNOW	TOTAL
Single-family residential	43.36% 235	2.95% 16	14.58% 79	39.11% 212	542
Apartments	28.04% 152	15.50% 84	16.79% 91	39.67% 215	542
Town homes	33.02% 177	9.89% 53	16.04% 86	41.04% 220	536
Condos	29.57% 160	10.72% 58	17.01% 92	42.70% 231	541
Mixed use residential	33.89% 183	12.96% 70	11.11% 60	42.04% 227	540
Mobile homes	4.49% 24	45.13% 241	12.17% 65	38.20% 204	534

### Q35 Please rank how you think the County should address future residential development on the mainland over the next 20 years?

Answered: 545 Skipped: 83



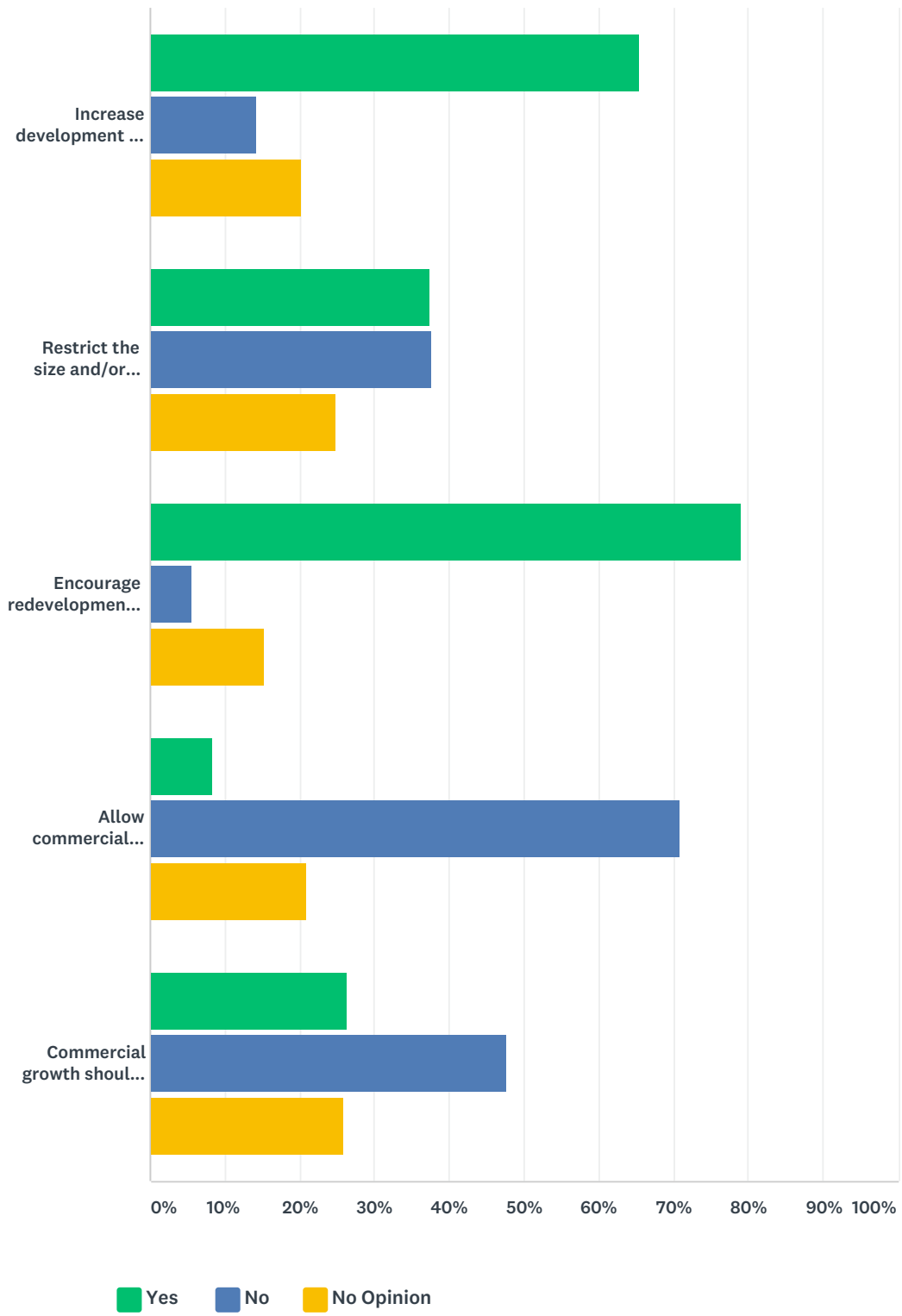
YES	NO	NO OPINION	TOTAL
-----	----	------------	-------

## Glynn County Comprehensive Plan

Allow infill development and increase density in existing residential areas	31.37% 170	37.45% 203	31.18% 169	542
Restrict the size and/or location of guest houses	26.57% 144	35.24% 191	38.19% 207	542
Encourage development of vacant and under-utilized property	67.78% 366	10.74% 58	21.48% 116	540
Allow residential development mixed with commercial development along major corridors	44.18% 239	27.91% 151	27.91% 151	541
Residential growth should be limited	21.46% 115	45.71% 245	32.84% 176	536

### Q36 Please rate how you think the County should address future commercial development on the mainland over the next 20 years?

Answered: 541 Skipped: 87



YES	NO	NO OPINION	TOTAL
-----	----	------------	-------

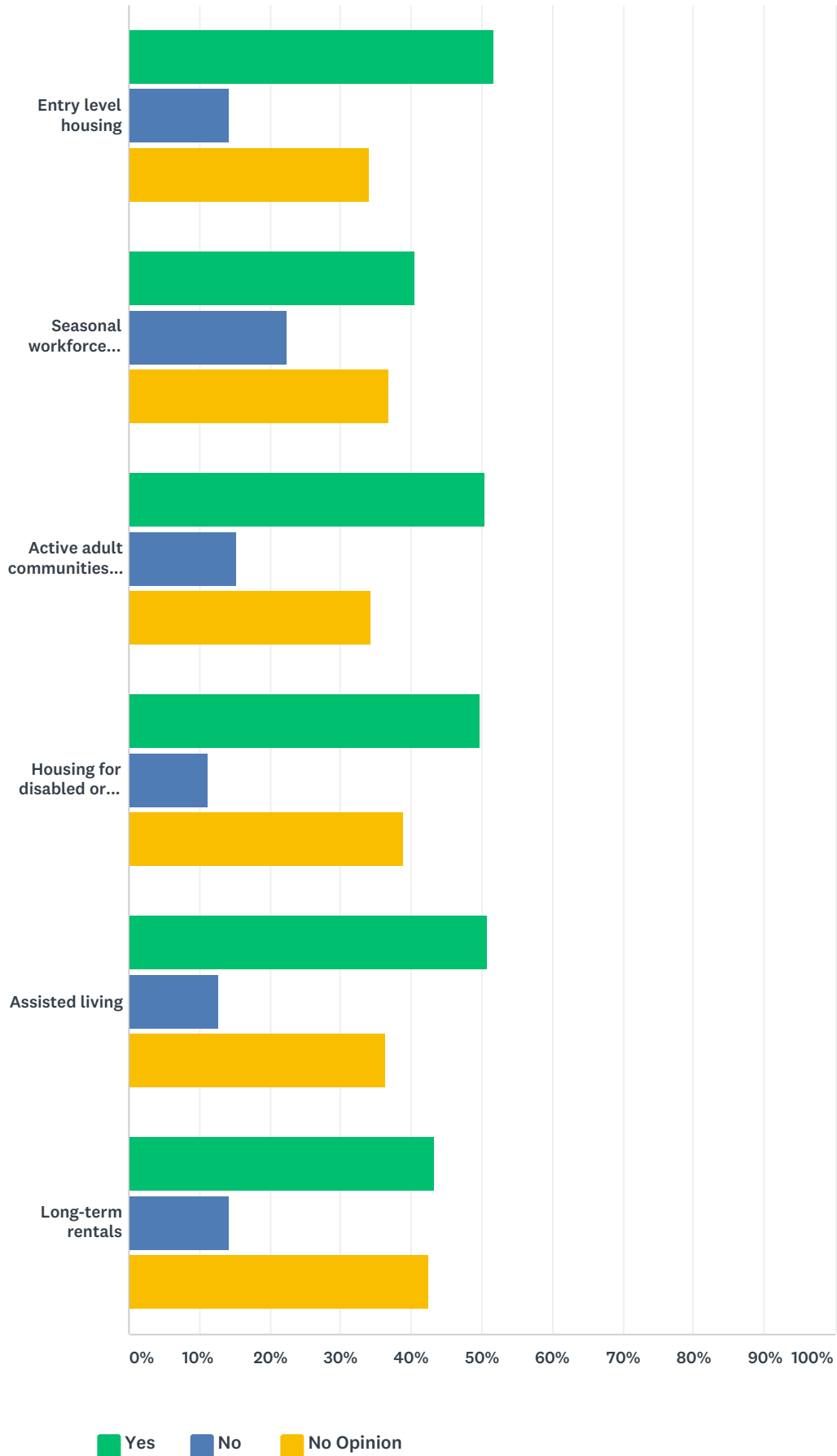
## Glynn County Comprehensive Plan

Increase development in existing commercial areas	65.42% 350	14.21% 76	20.37% 109	535
Restrict the size and/or location of future commercial development	37.48% 199	37.66% 200	24.86% 132	531
Encourage redevelopment of vacant and under-utilized commercial property	79.18% 426	5.58% 30	15.24% 82	538
Allow commercial development in residential areas	8.36% 45	70.82% 381	20.82% 112	538
Commercial growth should be limited	26.31% 141	47.76% 256	25.93% 139	536

**Q37 Do you feel there is a need for more of the following housing options on the mainland?**

Answered: 539 Skipped: 89

# Glynn County Comprehensive Plan



■ Yes   
 ■ No   
 ■ No Opinion

	YES	NO	NO OPINION	TOTAL
--	-----	----	------------	-------

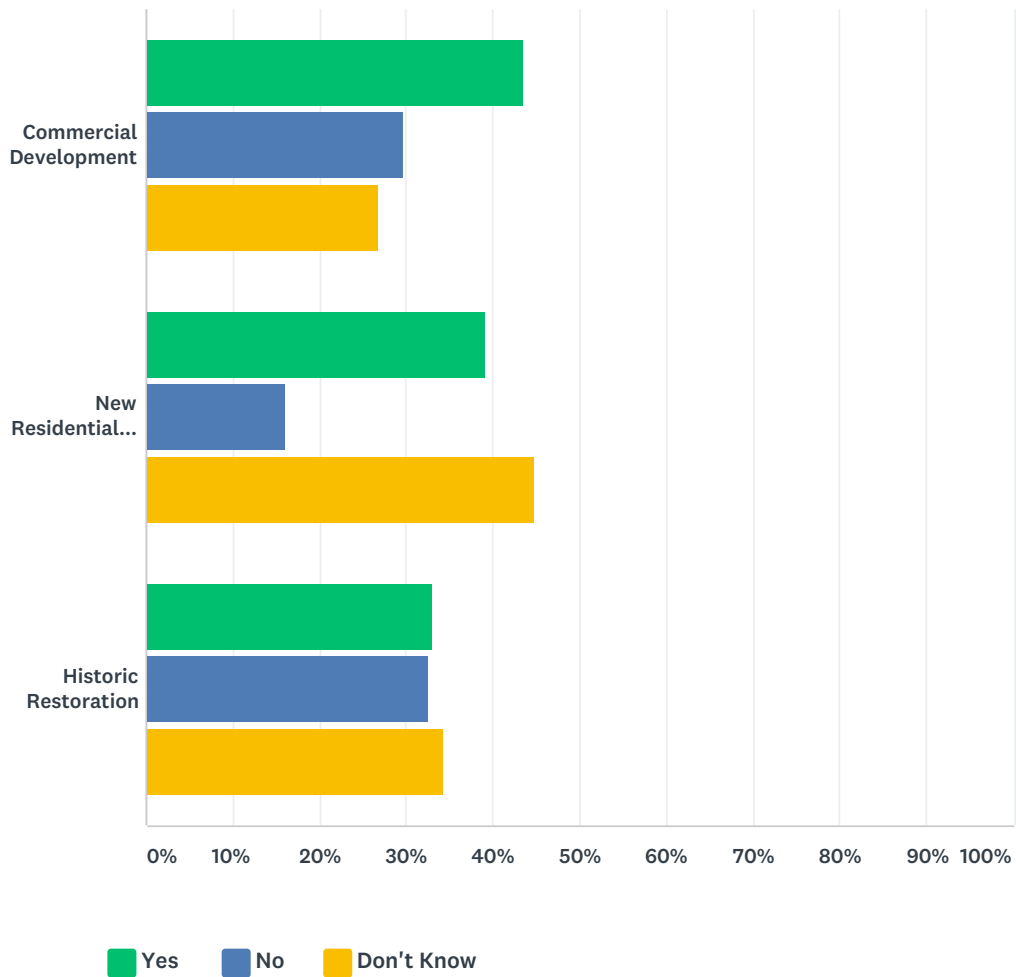


## Glynn County Comprehensive Plan

Entry level housing	51.78% 277	14.21% 76	34.02% 182	535
Seasonal workforce housing	40.68% 216	22.41% 119	36.91% 196	531
Active adult communities (55+)	50.37% 269	15.36% 82	34.27% 183	534
Housing for disabled or individuals with special needs	49.72% 264	11.30% 60	38.98% 207	531
Assisted living	50.75% 270	12.78% 68	36.47% 194	532
Long-term rentals	43.31% 230	14.31% 76	42.37% 225	531

### Q38 Are you satisfied with the appearance of the following types of new development on the mainland?

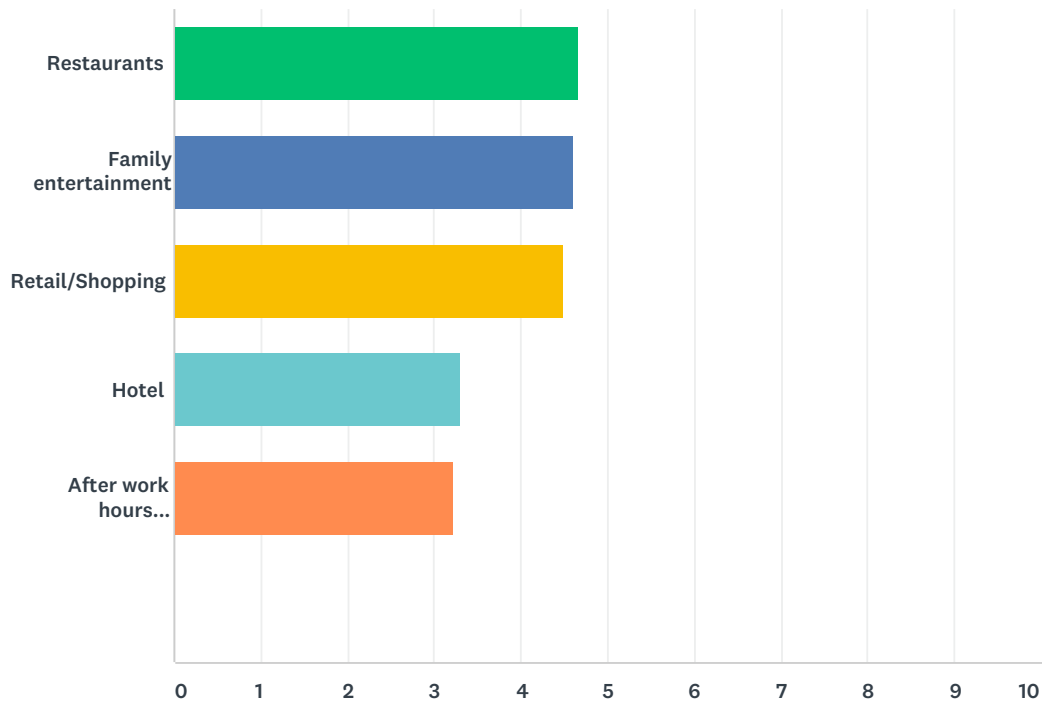
Answered: 535 Skipped: 93



	YES	NO	DON'T KNOW	TOTAL
Commercial Development	43.45% 232	29.78% 159	26.78% 143	534
New Residential Development	39.17% 208	16.01% 85	44.82% 238	531
Historic Restoration	33.15% 176	32.58% 173	34.27% 182	531

### Q39 Please rank which service related businesses you feel we need more of on the mainland?

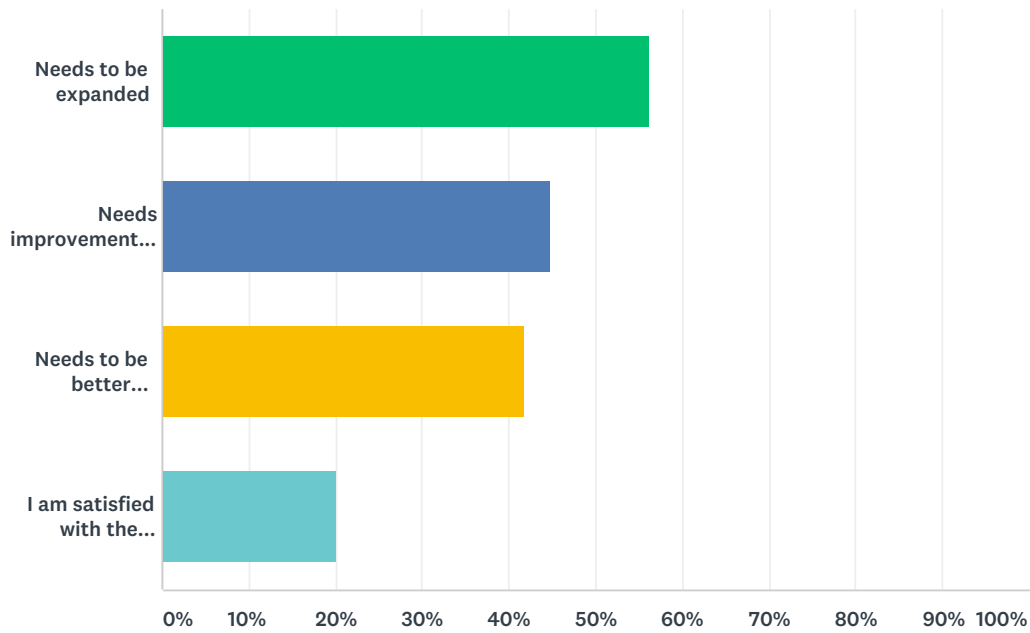
Answered: 455 Skipped: 173



	1	2	3	4	5	6	TOTAL	SCORE
Restaurants	34.16% 137	24.44% 98	20.95% 84	13.97% 56	6.48% 26	0.00% 0	401	4.66
Family entertainment	32.67% 132	19.80% 80	26.24% 106	17.82% 72	3.47% 14	0.00% 0	404	4.60
Retail/Shopping	23.12% 92	33.17% 132	21.86% 87	14.32% 57	7.54% 30	0.00% 0	398	4.50
Hotel	8.33% 33	11.11% 44	18.69% 74	26.26% 104	35.61% 141	0.00% 0	396	3.30
After work hours entertainment	9.05% 37	12.96% 53	12.47% 51	21.76% 89	43.77% 179	0.00% 0	409	3.22

### Q40 What is your opinion on the existing sidewalk and trail system on the mainland?

Answered: 482 Skipped: 146



ANSWER CHOICES	RESPONSES	
Needs to be expanded	56.22%	271
Needs improvement (poor condition)	44.81%	216
Needs to be better connectivity	41.91%	202
I am satisfied with the existing network of sidewalk and trails	20.12%	97
Total Respondents: 482		